

WATER SPORTS

2024



Bestway

Bestway

2024 CATALOG COLLECTION



Enjoy our extensive collection of products in our six catalogs.


- Above Ground Pools
- Air Mattresses
- Spa
- Summer & License
- Watersports
- Camping Gear*
Only available for INTL

Digital Catalogs

Easily access all of our catalogs while on the go. Ask your Sales Rep for the link to our catalog website, and Bestway® products can be right at your fingertips!

- View the latest catalogs
- Quickly flip through and find any product
- Check out product details, photos and even videos







VISION & MISSION

Since 1994, our vision has been to create fun, memorable experiences for everyone in the world through our innovative, dependable products.

Now, just over 25 years later, **Bestway** has forged a global presence in more than 100 countries by developing an extensive product line and becoming forward thinkers about sustainable business practices. Today, we manufacture and sell more than 1,100 different products within four core categories: above ground pools and portable spas, recreational products, sporting goods, and camping products.

SERVICE

Bestway is committed to customer satisfaction and providing you with the best product solutions. That's why every department in Bestway works closely together - from our technology and quality assurance centers to our laboratories, vertically integrated manufacturing systems and after-sales service centers around the globe.

Bestway's advanced online services and regional call centers allow customers to easily resolve issues that arise with their products, offering downloadable manuals, instructional videos, and 24/7 call support.



GLOBAL FACTORIES



JIANGSU



YANCHENG



HAIAN



NANTONG



SHANGHAI



VIETNAM

AROUND THE WORLD



CHANDLER, U.S.A.
R&D • SUBSIDIARY



SANTIAGO, CHILE
SUBSIDIARY



SAN PAULO, BRAZIL
SUBSIDIARY



HAMBURG, GERMANY
SUBSIDIARY



NICE, FRANCE
SUBSIDIARY



MILAN, ITALY
R&D • SUBSIDIARY



COPENHAGEN, DENMARK
SUBSIDIARY



WARSAW, POLAND
SUBSIDIARY



DUBAI, U.A.E.
SUBSIDIARY



MOSCOW, RUSSIA
SUBSIDIARY



HONG KONG, CHINA
R&D • SUBSIDIARY



SHANGHAI, CHINA
HQ • PRODUCTION



SYDNEY, AUSTRALIA
SUBSIDIARY





CONTENTS

FLOATS	08
BOARDS	34
KAYAKS	68
RAFTS	86
BOATS	102
ACCESSORIES	112
INDEX	126

LIFE'S BETTER ON THE LAKE

FLOATS





Hydro-Force™ was made for fun in the sun with family and friends! Featuring top-notch, durable designs for the pool, river or beach, and fun accessories including built-in backrests, cup holders and storage buckets, it's a recipe for next-level comfort and endless hours of good times!









FLOATS MATRIX



TUBES

		NEW		
	GLACIAL SPORT COOLER 43191/E	BREEZE RIDER™ TUBE 36401/E	WHITECAP RIDER™ TUBE 43108/E	RAPID RIDER™ TUBE 43116/E
				
INFLATED SIZE	34.5 in. x 26 in. x 20 in. / 88 cm x 67 cm x 52 cm	41.5 in. x 41.5 in. x 10.5 in. / 1.06 m x 1.06 m x 27 cm	41.5 in. x 41.5 in. x 17.5 in. / 1.06 m x 1.06 m x 45 cm	48 in. x 48 in. x 19 in. / 1.22 m x 1.22 m x 48.5 cm
WEIGHT CAPACITY	—	220 lbs (100 kg)	198 lbs (90 kg)	198 lbs (90 kg)
PASSENGERS	—	i	i	i

LOUNGES

	INDIGO WAVE™ LOUNGE 43533/E	INDIGO WAVE™ DOUBLE LOUNGE 43534/E
		
INFLATED SIZE	72 in. x 38 in. x 21 in. / 1.83 m x 97 cm x 53.5 cm	72 in. x 69 in. x 22 in. / 1.83 m x 1.76 m x 56 cm
WEIGHT CAPACITY	198 lbs (90 kg)	397 lbs (180kg)
PASSENGERS	i	ii

		NEW	NEW
	RAPID RIDER™ II 43113/E	RAPID RIDER™ QUAD 43115/E	RAPID RIDER™ CANOPY TUBE 43725/E
			
INFLATED SIZE	94.5 in. x 48 in. x 19.5 in. / 2.40 m x 1.22 m x 50 cm	7 ft. 11 in. x 7 ft. 11 in. x 20 in. / 2.41 m x 2.41 m x 51 cm	48.5 in. x 48.5 in. x 20 in. / 1.23 m x 1.23 m x 51 cm
WEIGHT CAPACITY	397 lbs (180 kg)	880 lbs (400 kg)	220 lbs (100 kg)
PASSENGERS	ii	iiii	i
			RAPID RIDER™ ULTRA TUBE 43726/E
			
INFLATED SIZE			60 in. x 52 in. x 19.5 in. / 1.52 m x 1.32 m x 50 cm
WEIGHT CAPACITY			220 lbs (100 kg)
PASSENGERS			i

	SOL VENTURE™ MESH LOUNGE 43540/E	SUN SOAKER™ FLOATING PLATFORM 43542/E
		
INFLATED SIZE	74 in. x 43 in. x 18 in. / 1.88 m x 1.09 m x 46 cm	106 in. x 72 in. x 10 in. / 2.69 m x 1.83 m x 25.5 cm
WEIGHT CAPACITY	198 lbs (90 kg)	794 lbs (360 kg)
PASSENGERS	i	iiii

ISLANDS

**LAZY DAYZ™
ISLAND**
43536/E



**SUMMER OASIS™
ISLAND**
43645/E



**SUNNY LOUNGE
ISLAND**
43407/E



INFLATED SIZE	7 ft. 10 in. x 7 ft. 10 in. x 25 in. / 2.39 m x 2.39 m x 63.5 cm	10 ft. x 6 ft. 1 in. x 23 in. / 3.05 m x 1.86 m x 58 cm	9 ft. 6 in. x 8 ft. 8 in. x 33 in. / 2.91 m x 2.65 m x 83 cm
WEIGHT CAPACITY	794 lbs (360 kg)	794 lbs (360 kg)	992 lbs (450 kg)
PASSENGERS	👤👤👤	👤👤👤	👤👤👤👤

NEW

**TROPICAL BREEZE
ISLAND**
43105/E



**SUMMER SLIDE™
ACTIVITY ISLAND**
43728/E



**GIANT UNICORN
ISLAND**
43228/E



INFLATED SIZE	12 ft. 3 in. x 9 ft. 8 in. x 25 in. / 3.73 m x 2.64 m x 73 cm	11 ft. 11 in. x 9 ft. 8 in. x 30 in. / 3.65 m x 2.95 m x 77 cm	19 ft. 9 in. x 13 ft. 9 in. / 6.03 m x 4.19 m x 2.77 m
WEIGHT CAPACITY	1190 lbs (540 kg)	1102 lbs (500 kg)	1188 lbs (540 kg)
PASSENGERS	👤👤👤👤	👤👤👤	👤👤👤👤





PLANOGRAM STORE DISPLAY

ENHANCED MATERIALS



Inflata-Shield™ is a puncture resistant material that provides our lounges and islands with:

- An extra strong barrier that holds up against rocks and sharp objects
- Increased tensile strength limiting stretching and allowing for greater rigidity
- Embossed texture to enhance products' grip



Color Shield™ protective layer prevents the color printing from transferring onto skin when wet. Plus, it also keeps the colors bright and vibrant for use summer after summer!

ITEMS INVOLVED:
Lounges and islands featuring large print areas that come in contact with the consumers.



ACTUAL IN-STORE DISPLAYS MAY VARY.

GLACIAL SPORT COOLER

BREEZE RIDER™ TUBE



NEW

43191/E

INFLATED SIZE

34.5 in. x 26 in. x 20 in. /
88 cm x 67 cm x 52 cm

DEFLATED SIZE

34.5 in. x 30 in. /
88 cm x 77 cm

FEATURES

- Made with Inflata-Shield™, a thicker material that resists puncture, limits stretching and enhances grip
- 9.43 gal. (35.7 L) insulated cooler and base
- Holds up to 36 cans plus ice
- 4 cup holders
- Heavy-duty handles



CONTENTS

- 1 cooler
- Repair patch

SPECIFICATIONS

CASE PACK	8 pcs
LB. (KG)	25.0 lbs (11.3 kg)
PACKAGING	Full color box

36401/E

INFLATED SIZE

41.5 in. x 41.5 in. x 10.5 in. /
1.06 m x 1.06 m x 27 cm

DEFLATED SIZE

47 in. / 1.19 m

FEATURES

- Colorful water design
- Safety half-grab rope with built-in grommets

CONTENTS

- 1 swim tube
- Repair patch



SPECIFICATIONS

WEIGHT CAPACITY	220 lbs (100 kg)
PASSENGERS	1
CASE PACK	6 pcs
LB. (KG)	12.0 lbs (5.4 kg)
PACKAGING	Full color box

1. Wraparound grab rope

WHITECAP RIDER™ TUBE



43108/E

INFLATED SIZE

41.5 in. x 41.5 in. x 17.5 in. /
1.06 m x 1.06 m x 45 cm

DEFLATED SIZE

47 in. / 1.19 m

FEATURES

- Inflata-Shield™ material resists puncture, limits stretching and enhances grip
- Premium construction with backrest
- Cool mesh bottom
- 1 cup holder
- Wraparound grab rope with built-in grommets
- Heavy-duty handles
- Interlocking quick release valves

CONTENTS

- 1 tube
- Repair patch



SPECIFICATIONS

WEIGHT CAPACITY	198 lbs (90 kg)
PASSENGERS	1
CASE PACK	6 pcs
LB. (KG)	20.5 lbs (9.3 kg)
PACKAGING	Full color box

1. Premium backrest
2. Cool mesh bottom
3. Heavy-duty handles
4. Cup holder
5. Wraparound grab rope



RAPID RIDER™ TUBE

RAPID RIDER™ II



43116/E



43113/E



INFLATED SIZE

48 in. x 48 in. x 19 in. /
1.22 m x 1.22 m x 48.5 cm

DEFLATED SIZE

53 in. x 53 in. /
1.35 m x 1.35 m

FEATURES

- Inflata-Shield™ material resists puncture, limits stretching and enhances grip
- Premium construction with backrest
- Cool mesh bottom
- 2 cup holders
- Wraparound grab rope for safety and docking
- Heavy-duty handles
- Interlocking quick release valves

CONTENTS

- 1 tube
- Repair patch

SPECIFICATIONS

WEIGHT CAPACITY	198 lbs (90 kg)
PASSENGERS	1
CASE PACK	4 pcs
LB. (KG)	19.9 lbs (9.0 kg)
PACKAGING	Full color box

1. Premium backrest
2. Cool mesh bottom
3. Heavy-duty handles
4. Cup holders
5. Wraparound grab rope

INFLATED SIZE

94.5 in. x 48 in. x 19.5 in. /
2.40 m x 1.22 m x 50 cm

DEFLATED SIZE

99 in. x 52 in. /
2.51 m x 1.32 m

FEATURES

- Inflata-Shield™ material resists puncture, limits stretching and enhances grip
- Premium construction with backrest
- Pliable mesh bottom
- 2 cup holders
- Built-in inflatable cooler
- Built-in storage compartment
- Wraparound grab rope for safety and docking
- Heavy-duty handles
- Interlocking quick release valves

CONTENTS

- 1 double-tube
- Repair patch

SPECIFICATIONS

WEIGHT CAPACITY	397 lbs (180 kg)
PASSENGERS	2
CASE PACK	2 pcs
LB. (KG)	22.7 lbs (10.3 kg)
PACKAGING	Full color box

1. Premium backrests
2. Built-in cooler
3. Pliable mesh bottom
4. Heavy-duty handles
5. Cup holders
6. Built-in storage compartment
7. Wraparound grab rope

RAPID RIDER™ QUAD



43115E

INFLATED SIZE

7 ft. 11 in. x 7 ft. 11 in. x 20 in. /
2.41 m x 2.41 m x 51 cm

DEFLATED SIZE

8 ft. 5 in. x 8 ft. 5 in. /
2.57 m x 2.57 m

FEATURES

- Inflata-Shield™ material resists puncture, limits stretching and enhances grip
- Premium construction with backrest
- Pliable mesh bottom
- 4 cup holders
- 4 built-in coolers
- Wraparound grab rope for safety and docking
- Heavy-duty handles

CONTENTS

- 1 island
- Repair patch

SPECIFICATIONS

WEIGHT CAPACITY	880 lbs (400 kg)
PASSENGERS	4
CASE PACK	1 pcs
LB. (KG)	20.7 lbs (9.4 kg)
PACKAGING	Full color box



1. Premium backrests
2. Pliable mesh bottom
3. Heavy-duty handles
4. Built-in coolers
5. Wraparound grab rope
6. Cup holders




RAPID RIDER™ CANOPY TUBE

COLOR SHIELD

NEW

43725/E



INFLATED SIZE

48.5 in. x 48.5 in. x 20 in. /
1.23 m x 1.23 m x 51 cm

DEFLATED SIZE

54 in. x 54 in. /
1.37 m x 1.37 m

FEATURES

- Inflata-Shield™ material resists puncture, limits stretching and enhances grip
- Premium construction with backrest
- Cool mesh bottom
- Removable sunshade for protection from harsh sunlight
- 1 cup holder
- Wraparound grab rope for safety and docking
- Heavy-duty handles
- 2 grommets for Clasp 'N Go™ buckles, which easily connect two tubes together

CONTENTS

- 1 tube
- 1 sunshade
- Repair patch

SPECIFICATIONS

WEIGHT CAPACITY	220 lbs (100 kg)
PASSENGERS	1
CASE PACK	3 pcs
LB. (KG)	23.7 lbs (10.8 kg)
PACKAGING	Full color box

1. Removable sunshade
2. Premium backrest
3. Heavy-duty handles
4. Clasp 'N Go buckles
5. Cool mesh bottom
6. Cup holder
7. Wraparound grab rope

RAPID RIDER™ ULTRA TUBE

COLOR SHIELD

NEW

43726/E



INFLATED SIZE

60 in. x 52 in. x 19.5 in. /
1.52 m x 1.32 m x 50 cm

DEFLATED SIZE

65 in. x 58 in. /
1.65 m x 1.48 m

FEATURES

- Inflata-Shield™ material resists puncture, limits stretching and enhances grip
- Premium construction with backrest
- Cool mesh bottom
- 1 cup holder
- 1 built-in cooler
- Wraparound grab rope for safety and docking
- Heavy-duty handles
- 2 grommets for Clasp 'N Go™ buckles, which easily connect two tubes together

CONTENTS

- 1 tube
- Repair patch

SPECIFICATIONS

WEIGHT CAPACITY	220 lbs (100 kg)
PASSENGERS	1
CASE PACK	3 pcs
LB. (KG)	24.5 lbs (11.1 kg)
PACKAGING	Full color box

1. Premium backrest
2. Heavy-duty handles
3. Clasp 'N Go buckles
4. Cup holder
5. Cool mesh bottom
6. Built-in cooler
7. Wraparound grab rope

INDIGO WAVE™ LOUNGE



43533/E

INFLATED SIZE

72 in. x 38 in. x 21 in. /
1.83 m x 97 cm x 53.5 cm

DEFLATED SIZE

75 in. x 42 in. /
1.91 m x 1.07 m

FEATURES

- Inflata-Shield™ material resists puncture, limits stretching and enhances grip
- Premium construction with armrests and headrest
- 1 cup holder

CONTENTS

- 1 lounge
- Repair patch



SPECIFICATIONS

WEIGHT CAPACITY	198 lbs (90 kg)
PASSENGERS	1
CASE PACK	6 pcs
LB. (KG)	25.5 lbs (11.6 kg)
PACKAGING	Full color box

1. Premium headrest
2. Premium armrests
3. Cup holder

INDIGO WAVE™ DOUBLE LOUNGE



43534/E

INFLATED SIZE

72 in. x 69 in. x 22 in. /
1.83 m x 1.76 m x 56 cm

DEFLATED SIZE

77 in. x 76 in. /
1.96 m x 1.93 m

FEATURES

- Inflata-Shield™ material resists puncture, limits stretching and enhances grip
- Premium construction with armrests and headrest
- 2 cup holders
- Interlocking quick release valve

CONTENTS

- 1 lounge
- Repair patch



SPECIFICATIONS

WEIGHT CAPACITY	397 lbs (180 kg)
PASSENGERS	2
CASE PACK	2 pcs
LB. (KG)	22.4 lbs (10.2 kg)
PACKAGING	Full color box

1. Premium headrests
2. Premium armrests
3. Cup holders

SOL VENTURE™ MESH LOUNGE



43540/E

INFLATED SIZE

74 in. x 43 in. x 18 in. /
1.88 m x 1.09 m x 46 cm

DEFLATED SIZE


78 in. x 47 in. /
1.98 m x 1.19 m

FEATURES

- Inflata-Shield™ material resists puncture, limits stretching and enhances grip
- Comfortable headrest
- Cool mesh bottom
- 1 cup holder

CONTENTS

- 1 lounge
- Repair patch



SPECIFICATIONS

WEIGHT CAPACITY	198 lbs (90 kg)
PASSENGERS	1
CASE PACK	4 pcs
LB. (KG)	14.1 lbs (6.4 kg)
PACKAGING	Full color box

1. Premium headrest
2. Cool mesh bottom
3. Cup holder

SUN SOAKER™ FLOATING PLATFORM



43542/E

INFLATED SIZE

106 in. x 72 in. x 10 in. /
2.69 m x 1.83 m x 25.5 cm

DEFLATED SIZE

114 in. x 75 in. /
2.90 m x 1.91 m

FEATURES

- Inflata-Shield™ material resists puncture, limits stretching and enhances grip
- Extra wide pillows on each end
- 4 Clasp 'N Go™ connectable buckles link multiple platforms together
- Interlocking quick release valves

CONTENTS


- 1 platform
- Repair patch



SPECIFICATIONS

	43542E	43542
WEIGHT CAPACITY	794 lbs (360 kg)	794 lbs (360 kg)
PASSENGERS	4	4
CASE PACK	2 pcs	2 pcs
LB. (KG)	32.0 lbs (14.5 kg)	32.3 lbs (14.7 kg)
PACKAGING	Full color box	Full color box

1. Clasp 'N Go™ connectable buckles
2. Extra wide pillows
3. Safety grab rope





LAZY DAYZ™ ISLAND



43536/E

INFLATED SIZE

7 ft. 10 in. x 7 ft. 10 in. x 25 in. /
2.39 m x 2.39 m x 63.5 cm

DEFLATED SIZE

8 ft. 5 in. x 8 ft. 5 in. /
2.56 m x 2.56 m

FEATURES

- Inflata-Shield™ material resists puncture, limits stretching and enhances grip
- 4 extra-wide pillow backrests
- Cool mesh bottom
- 4 cup holders
- 2 built-in storage compartments
- Wraparound grab rope with built-in grommets
- 2 heavy-duty handles
- Interlocking quick release valves

CONTENTS


- 1 island
- 1 anchor bag
- Repair patch

SPECIFICATIONS

WEIGHT CAPACITY	794 lbs (360 kg)
PASSENGERS	4
CASE PACK	1 pcs
LB. (KG)	27.1 lbs (12.3 kg)
PACKAGING	Full color box



1. Cup holders
2. Built-in storage compartments
3. Extra-wide pillow backrests
4. Cool mesh bottom
5. Heavy-duty handles
6. Grab rope with built-in grommets



SUMMER OASIS™ ISLAND



43645/E

INFLATED SIZE

10 ft. x 6 ft. 1 in. x 23 in. /
3.05 m x 1.86 m x 58 cm

DEFLATED SIZE

10 ft. 6 in. x 6 ft. 6 in. /
3.20 m x 1.98 m

FEATURES

- Inflata-Shield™ material resists puncture, limits stretching and enhances grip
- Extra-wide pillow backrest
- Cool mesh seating area
- Removable sunshade for protection from harsh sunlight
- 4 cup holders
- Safety grab rope with built-in grommets
- Heavy-duty handles
- Interlocking quick release valves

CONTENTS

- 1 island
- 1 sunshade
- 1 anchor bag
- Repair patch

SPECIFICATIONS

WEIGHT CAPACITY	794 lbs (360 kg)
PASSENGERS	4
CASE PACK	1 pcs
LB. (KG)	29.0 lbs (13.2 kg)
PACKAGING	Full color box



1. Removable sunshade
2. Cup holders
3. Extra-wide pillow backrest
4. Cool mesh bottom
5. Heavy-duty handles
6. Grab rope with built-in grommets



SUNNY LOUNGE ISLAND



43407/E

INFLATED SIZE

9 ft. 6 in. x 8 ft. 8 in. x 33 in. /
2.91 m x 2.65 m x 83 cm

DEFLATED SIZE

9 ft. 10 in. x 9 ft. /
3.00 m x 2.75 m

FEATURES


- Inflata-Shield™ material resists puncture, limits stretching and enhances grip
- Removable sunshade for protection from harsh sunlight
- 3 supportive backrests
- 5 cup holders
- Heavy duty handles
- Interlocking quick release valves

CONTENTS

- 1 island
- 1 sunshade
- 1 anchor bag
- Repair patch

SPECIFICATIONS

WEIGHT CAPACITY	992 lbs (450 kg)
PASSENGERS	5
CASE PACK	1 pcs
LB. (KG)	49.5 lbs (22.5 kg)
PACKAGING	Full color box



1. Detachable sunshade
2. Supportive backrests
3. Cool mesh bottom
4. Grab rope with built-in grommets
5. Heavy duty handles
6. Cup holders





TROPICAL BREEZE ISLAND



43105/E

INFLATED SIZE

12 ft. 3 in. x 8 ft. 8 in. x 28.5 in. /
3.73 m x 2.64 m x 73 cm

DEFLATED SIZE

12 ft. 9 in. x 9 ft. /
3.89 m x 2.74 m

FEATURES

- Heavy-duty handles
- Safety grab rope on both ends
- Extra-wide pillow backrests
- 6 cup holders
- Detachable sunshade
- Interlocking quick release valves

CONTENTS

- 1 island
- 1 cooler bag
- 1 anchor bag
- 1 sunshade
- Repair patch

SPECIFICATIONS

WEIGHT CAPACITY	1,190 lbs (540 kg)
PASSENGERS	6
CASE PACK	1 pcs
LB. (KG)	56.3 lbs (25.5 kg)
PACKAGING	Full color box



1. Detachable sunshade
2. Cup holders
3. Heavy-duty handles
4. Cool mesh bottom
5. Cooler bag
6. Extra-wide pillow backrests
7. Safety grab rope

SUMMER SLIDE™

ACTIVITY ISLAND



NEW

43728/E

INFLATED SIZE

11 ft. 11 in. x 9 ft. 8 in. x 30 in. /
3.65 m x 2.95 m x 77 cm

DEFLATED SIZE

12 ft. 4 in. x 10 ft. 2 in. /
3.76 m x 3.11 m

FEATURES

- Inflata-Shield™ material resists puncture, limits stretching and enhances grip
- 1 detachable slide
- Cool mesh bottom
- 4 cup holders

CONTENTS

- 1 island
- 1 slide
- 1 anchor bag
- Repair patch

SPECIFICATIONS

WEIGHT CAPACITY	1,102 lbs (500 kg)
PASSENGERS	5
CASE PACK	1 pcs
LB. (KG)	54.5 lbs (24.7 kg)
PACKAGING	Full color box



1. Detachable slide
2. Cool mesh bottom
3. Cup holders
4. Grab rope with built-in grommets
5. Heavy duty handles





SEEK YOUR ADVENTURE BOARDS

Stand-up paddleboarding (SUP) has become incredibly popular across the globe, and with a wide variety of Hydro-Force boards to choose from, there's a board for everyone. The engineering team at Bestway® creates boards for both beginners and experienced riders to explore. Each board is crafted, fine-tuned, and ranked for overall maneuverability, tracking, stability, and speed. Year after year, Hydro-Force continues to rule the SUP lineup!





BENEFITS


Bestway's inflatable SUP line offers all the advantages that come along with hard boards, plus these added benefits:

- **Easy to transport in a car or on a plane** — a true money saver, as there is no need to purchase a roof rack or pay expensive shipping costs
- **A great choice for beginners** — the thicker material is generally more stable than a hard board
- **Sold as a package deal** — everything that's needed is included in one lightweight, grab-and-go carrier
- **Tough and springy** — the flexible material is more resilient than a hard board

Ease and portability make an inflatable SUP the ultimate board, especially for beginners. Some models even come with a convenient kit to convert the paddleboard into a kayak, giving the user two options every time they cruise the open water. With a Hydro-Force SUP, anyone can have a summer of adventures.



TECHNOLOGY



FORTIFIBER™ MATERIAL

To provide unmatched strength and durability, FortiFiber™ drop stitch material is a network of thousands of polyester threads that securely connect the surfaces internally. This seals in air to keep the board rigid, stable and all-weather dependable. FortiFiber is the strongest type of material available for SUPs and provides equal strength and quality to a hard-sided board.

PVC LAMINATED FORTIFIBER™


ITEMS: Aqua Journey Set, White Cap Set, Oceana Convertible Set, Aqua Wander™ TravelTech™ Convertible Set, Aqua Glider™ TravelTech™ Set, Kahawai Set, Breeze Panorama™ Set, Panorama™ Set, Aqua Drifter™ Set, Aqua Drifter™ CompactAir™ Set, Aqua Escape™ Convertible Set



- 1. Non-slip traction pad
- 2. PVC layer
- 3. First Trittech side rail layer
- 4. Second Trittech side rail layer
- 5. FortiFiber core

TRITECH™ LAMINATED FORTIFIBER™

ITEMS: Freesoul™ Tech Convertible Set, Aqua Excursion™ Tech Set



- 1. Non-slip traction pad
- 2. Trittech layer
- 3. First Trittech side rail layer
- 4. Second Trittech side rail layer
- 5. FortiFiber core



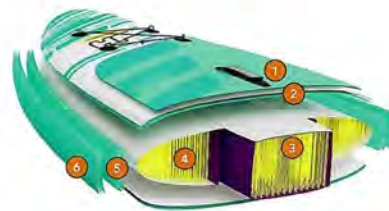
TRITECH™ MATERIAL

This 3-ply reinforced material features a polyester mesh core encased in two layers of PVC to provide superior strength and durability. This premium marine grade material can withstand extreme nautical conditions and exposure to UV rays. Trittech is quick drying and crease resistant, and has been stress tested against weight, strain and movement.

DOUBLE CHAMBER CONSTRUCTION

Double chamber structure increases stability

ITEMS: Huaka'i Set



- 1. Non slip traction pad
- 2. PVC layer
- 3. Internal chamber (FortiFiber)
- 4. External chamber (FortiFiber)
- 5. First Trittech side rail layer
- 6. Second Trittech side rail layer

TRAVEL TECH™

TravelTech™ is a stand-up paddleboard type that has revolutionized the convenience of inflatable boards. Portability, convenient storage and easy transport have always been major advantages of inflatable boards over hard-sided boards, but with TravelTech, it's even easier. The structure of the board has been engineered to be folded vertically and horizontally, giving a more compact shape. The backpack that comes with TravelTech boards is 40% smaller than the standard ones, allowing for easier handling and transport.



GIANT UNICORN ISLAND

43228/E

INFLATED SIZE

19 ft. 9 in. x 13 ft. 9 in. x 9 ft. 1 in. /
6.03 m x 4.19 m x 2.77 m

DEFLATED SIZE

19 ft. 4 in. x 13 ft. 3 in. /
5.90 m x 4.04 m

FEATURES

- Giant colorful unicorn design
- Wraparound safety grab rope
- 2 extra-wide backrests
- Mesh bottom
- 4 heavy-duty handles
- 6 cup holders
- 1 jumbo cup holder

CONTENTS

- 1 island
- 1 swim-up platform
- 1 carry bag
- Heavy-duty repair patch

SPECIFICATIONS

WEIGHT CAPACITY	1,188 lbs (540 kg)
PASSENGERS	6
CASE PACK	1 pcs
LB. (KG)	65.0 lbs (29.5 kg)
PACKAGING	Full color box



1. Jumbo cup holder
2. Cup holders
3. Extra-wide backrests
4. Mesh bottom
5. Wraparound grab rope

1 FOLD THE SUP LENGTHWISE TO REDUCE ITS SIZE BY HALF



2 FOLD THE SUP TO MAKE IT SMALL



3 STORE IN THE BACKPACK



4 ENJOY AN EASIER TRANSPORT



FEATURES

BUILT-IN WINDOW

We've added another level of immersion to water adventures with our panorama window. It allows users to see through to the water below and comes with a convenient and built-in cover. You can get a close-up view of marine life as you ride or you can cover the window to eliminate the sun's glare.

ITEMS: Breeze Panorama™ Set, Panorama™ Set



BUILT-IN PUMP

Setup just got even simpler thanks to the innovative CompactAir™ self-inflating system. The new technology features a pump that is built directly into the SUP itself, so there is one less thing users need to worry about before they head out for a paddle.

ITEMS: Aqua Drifter™ CompactAir™ Set



KAYAK MODE

Users don't have to choose between a stand-up paddleboard or a kayak. With our convertible sets, you get both! Each set includes a detachable seat with a backrest, plus attachable footrests when you want to use the board as a kayak. The paddle also converts into a double-sided oar. Switch from a stand-up paddleboard to a kayak in just minutes!

ITEMS: Oceana Convertible Set, Aqua Wander™ TravelTech™ Convertible Set, Freesoul™ Tech Convertible Set



PLANOGRAM STORE DISPLAY



ACTUAL IN-STORE DISPLAYS MAY VARY.

BOARDS MATRIX



ALL-AROUND

High maneuverability and lightness. For flat water and small wave riding.



TOURING

Stability, speed and space for luggage. For long, safe tours on the water.



RIVER

For long, safe tours on flat water and rivers.

- 13 FT. (3.96 M)
- 12 FT. (3.66 M)
- 11 FT. (3.35 M)
- 10 FT. (3.05 M)
- 9 FT. (2.74 M)
- 8 FT. (2.44 M)
- 7 FT. (2.13 M)
- 6 FT. (1.83 M)
- 5 FT. (1.52 M)
- 4 FT. (1.22 M)
- 3 FT. (91 CM)
- 2 FT. (61 CM)
- 1 FT. (30 CM)

AQUA JOURNEY SET
65349

WHITE CAP SET
65342

OCEANA CONVERTIBLE SET
65350

AQUA WANDER™ TRAVELTECH™ CONVERTIBLE SET
65375

AQUA GLIDER™ TRAVELTECH™ SET
65347

KAHAWAI SET
65308



LENGTH	9 ft. (2.74 m)	10 ft. (3.05 m)	10 ft. (3.05 m)	10 ft. (3.05 m)	10 ft. 6 in. (3.20 m)	10 ft. 2 in. (3.10 m)	
WIDTH	30 in. (76 cm)	33 in. (84 cm)	33 in. (84 cm)	33 in. (84 cm)	31 in. (79 cm)	34 in. (86 cm)	
THICKNESS	4.75 in. (12 cm)	4.75 in. (12 cm)	4.75 in. (12 cm)	4.75 in. (12 cm)	4.75 in. (12 cm)	6 in. (15 cm)	
WEIGHT CAPACITY	220 lbs (100 kg)	265 lbs (120 kg)	265 lbs (120 kg)	265 lbs (120 kg)	243 lbs (110 kg)	309 lbs (140 kg)	
INTERNAL VOLUME	55 gal. (208 L)	67 gal. (256 L)	67 gal. (256 L)	67 gal. (256 L)	63 gal. (239 L)	87 gal. (330 L)	
PRESSURE	15 psi (1.03 bar)	15 psi (1.03 bar)	15 psi (1.03 bar)	15 psi (1.03 bar)	15 psi (1.03 bar)	15 psi (1.03 bar)	
BOARD TYPE	All-Around	All-Around	All-Around	All-Around	Touring	River	
SEATED OPTION			•	•			
OARS	•	•	•	•	•	•	
FINS	☾	☾	☾	☾☾	☾☾	☾☾☾	
PERFORMANCE	MANEUVERABILITY ██████████ TRACKING ██████████ STABILITY ██████████ SPEED ██████████	MANEUVERABILITY ██████████ TRACKING ██████████ STABILITY ██████████ SPEED ██████████	MANEUVERABILITY ██████████ TRACKING ██████████ STABILITY ██████████ SPEED ██████████	MANEUVERABILITY ██████████ TRACKING ██████████ STABILITY ██████████ SPEED ██████████	MANEUVERABILITY ██████████ TRACKING ██████████ STABILITY ██████████ SPEED ██████████	MANEUVERABILITY ██████████ TRACKING ██████████ STABILITY ██████████ SPEED ██████████	MANEUVERABILITY ██████████ TRACKING ██████████ STABILITY ██████████ SPEED ██████████

NEW

NEW

NEW

PANORAMA™ SET
65363

AQUA DRIFTER™ SET
65391

AQUA DRIFTER™ COMPACTAIR™ SET
65392

AQUA ESCAPE™ CONVERTIBLE SET
65393

FREESOUL™ TECH CONVERTIBLE SET
65310

AQUA EXCURSION™ TECH SET
65373



6 FT. (1.83 M)



11 ft. 2 in. (3.40 m)

11 ft. (3.35 m)

11 ft. (3.35 m)

11 ft. 6 in. (3.50 m)

11 ft. 2 in. (3.40 m)

12 ft. 6 in. (3.81 m)

35 in. (89 cm)

33 in. (84 cm)

33 in. (84 cm)

34 in. (86 cm)

35 in. (89 cm)

31 in. (79 cm)

6 in. (15 cm)

6 in. (15 cm)

6 in. (15 cm)

6 in. (15 cm)

6 in. (15 cm)

6 in. (15 cm)

330 lbs (150 kg)

309 lbs (140 kg)

309 lbs (140 kg)

330 lbs (150 kg)

353 lbs (160 kg)

265 lbs (120 kg)

89 gal. (338 L)

91 gal. (343 L)

91 gal. (343 L)

94 gal. (357 L)

96 gal. (366 L)

98 gal. (373 L)

15 psi (1.03 bar)

15 psi (1.03 bar)

15 psi (1.03 bar)

15 psi (1.03 bar)

15 psi (1.03 bar)

15 psi (1.03 bar)

Touring


All-Around

All-Around

Touring

Touring

Touring







ALL-AROUND

AQUA JOURNEY SET PADDLEBOARD



65349

INFLATED SIZE

9 ft. x 30 in. x 4.75 in. / 2.74 m x 76 cm x 12 cm

FEATURES

- FortiFiber™ material is portable and easy to store, with the strength of a hard-sided board
- Category: All-Around
- Best shape for flat water and small wave riding
- Non-slip traction pad
- Convenient deck handle to easily carry the SUP
- Stainless steel ring located at the stern and stern for leash attachment or docking
- Single action analog pump
- Adjustable 85 in. (217 cm) paddle
- 5 minute setup time
- Quick inflation / deflation air valve

CONTENTS

- Paddleboard
- Paddle
- Hand pump
- Backpack
- Coiled leash
- Fin
- Repair kit

SPECIFICATIONS

WEIGHT CAPACITY	220 lbs (100 kg)
PASSENGERS	1
CASE PACK	1 pcs
LB. (KG)	24.1 lbs (10.9 kg)
PACKAGING	Full color box





ALL-AROUND

OCEANA CONVERTIBLE SET PADDLEBOARD



65350

INFLATED SIZE

10 ft. x 33 in. x 4.75 in. / 3.05 m x 84 cm x 12 cm

FEATURES

- FortiFiber™ material is portable and easy to store, with the strength of a hard-sided board
- Category: All-Around
- Best shape for flat water and small wave riding
- Non-slip traction pad
- Convenient deck handle to easily carry the SUP
- Stainless steel ring located at the stern and stern for attachment
- Elastic cord for extra storage
- Adjustable 85 in. (217 cm) paddle can be converted to a double-bladed oar
- Single action analog pump
- Detachable seat with back and footrest
- 5 minute setup time
- Quick inflation / deflation air valve

CONTENTS

- Paddleboard
- Paddle
- Hand pump
- Backpack
- Coiled leash
- Seat
- Footrest
- Fin
- Repair kit

SPECIFICATIONS

WEIGHT CAPACITY	265 lbs (120 kg)
PASSENGERS	1
CASE PACK	1 pcs
LB. (KG)	30.8 lbs (14.0 kg)
PACKAGING	Full color box

AQUA WANDER™ TRAVELTECH™ CONVERTIBLE SET PADDLEBOARD



65375

INFLATED SIZE

10 ft. x 33 in. x 4.75 in. / 3.05 m x 84 cm x 12 cm

FEATURES

- FortiFiber™ material is portable and easy to store, with the strength of a hard-sided board
- Category: All-Around
- Best shape for flat water and small wave riding
- TravelTech™ design creates a more portable structure and is up to 40% more compact than traditional inflatable boards
- 2 removable fins
- Non-slip traction pad
- Convenient deck handle to easily carry the SUP
- Elastic cord for extra storage
- Stainless steel ring located at the stern and stern for leash attachment or docking
- Single action analog pump
- Adjustable 81 in. (205 cm) paddle can be converted to a double-bladed oar
- Detachable seat with back and footrest
- Backpack for easier transport and storage
- 5 minute setup time
- Quick inflation / deflation air valve

TRAVELTECH™ BACKPACK



CONTENTS

- Paddleboard
- Paddle
- Hand pump
- TravelTech™ Backpack
- Coiled leash
- Seat
- Footrest
- 2 fins
- Repair kit

SPECIFICATIONS

WEIGHT CAPACITY	265 lbs (120 kg)
PASSENGERS	1
CASE PACK	1 pcs
LB. (KG)	31.2 lbs (14.2 kg)
PACKAGING	Full color box









TOURING

AQUA GLIDER™ TRAVELTECH™ SET PADDLEBOARD



TRAVELTECH™ BACKPACK



65347

INFLATED SIZE

10 ft. 6 in. x 31 in. x 4.75 in. / 3.20 m x 79 cm x 12 cm

FEATURES

- FortiFiber™ material is portable and easy to store, with the strength of a hard-sided board
- Category: Touring
- Best shape for longer rides on flat water
- TravelTech™ design creates a more portable structure and is up to 40% more compact than traditional inflatable boards
- 2 removable fins
- Non-slip traction pad
- Convenient deck handle to easily carry the SUP
- Elastic cord for extra storage
- Stainless steel ring located at the stern and stem for leash attachment or docking
- Single action analog pump
- Adjustable 79 in. (200 cm) paddle
- Backpack for easier transport and storage
- 5 minute setup time
- Quick inflation / deflation air valve

CONTENTS

- Paddleboard
- Paddle
- Hand pump
- TravelTech™ Backpack
- Coiled leash
- 2 fins
- Repair kit

SPECIFICATIONS

WEIGHT CAPACITY	243 lbs (110 kg)
PASSENGERS	1
CASE PACK	1 pcs
LB. (KG)	26.9 lbs (12.2 kg)
PACKAGING	Full color box

KAHAWAI SET PADDLEBOARD



RIVER

65308

INFLATED SIZE

10 ft. 2 in. x 34 in. x 6 in. / 3.10 m x 86 cm x 15 cm

FEATURES

- FortiFiber™ material is portable and easy to store, with the strength of a hard-sided board
- Category: River
- Best shape for longer rides; can be used on flat water or the river
- Long rubber fins have greater directionality with strong undertow
- Kickboard helps to increase the maneuverability
- Non-slip traction pad
- Multiple convenient handles to easily carry the SUP and for grabbing during use on rivers
- Stainless steel ring located at the stem and stern for leash attachment or docking
- Single action analog pump
- Elastic cord for extra storage
- Adjustable 85 in. (217 cm) paddle
- 5 minute setup time
- Quick inflation / deflation air valve

CONTENTS

- Paddleboard
- Paddle
- Hand pump
- Backpack
- Coiled leash
- 3 fins
- Repair kit

SPECIFICATIONS


WEIGHT CAPACITY	309 lbs (140 kg)
PASSENGERS	1
CASE PACK	1 pcs
LB. (KG)	28.9 lbs (13.1 kg)
PACKAGING	Full color box







**BUILT-IN
WINDOW
WITH COVER**





TOURING

PANORAMA™ SET PADDLEBOARD



65363

INFLATED SIZE

11 ft. 2 in. x 35 in. x 6 in. / 3.40 m x 89 cm x 15 cm

FEATURES

- FortiFiber™ material is portable and easy to store, with the strength of a hard-sided board
- Category: Touring
- Best shape for longer rides on flat water
- Built-in window with cover allows the user to see through to the water below
- 1 removable fin
- Non-slip traction pad
- Convenient side and deck handles to easily carry the SUP
- Elastic cord for extra storage
- Stainless steel ring located at the stem and stem for leash attachment or docking
- Double action analog pump
- Adjustable 85 in. (217 cm) paddle
- 5 minute setup time
- Quick inflation / deflation air valve

CONTENTS

- Paddleboard
- Paddle
- Hand pump
- Backpack
- Coiled leash
- Fin
- Repair kit

SPECIFICATIONS

WEIGHT CAPACITY	330 lbs (150 kg)
PASSENGERS	1
CASE PACK	1 pcs
LB. (KG)	31.6 lbs (14.3 kg)
PACKAGING	Full color box

AQUA DRIFTER™ SET

PADDLEBOARD

NEW



ALL-AROUND

65391

INFLATED SIZE

11 ft. x 33 in. x 6 in. / 3.35 m x 84 cm x 15 cm

FEATURES

- FortiFiber™ material is portable and easy to store, with the strength of a hard-sided board
- Category Type: All-Around
- Best shape for flat water and small wave riding
- Quick-release safety leash
- 3 removable fins
- Non-slip traction pad
- Convenient deck handle to easily carry the SUP
- Elastic cord for extra storage
- Stainless steel rings, located at the stem and stern, for optional attachment and tie-down points
- Double action analog pump
- Adjustable 85 in. (217 cm) paddle
- Tritech™ backpack
- Waterproof dry bag (3.5 L)
- 5 minute setup time
- Quick inflation / deflation air valve

CONTENTS

- Paddleboard
- Paddle
- Hand pump
- Tritech™ backpack
- Waterproof dry bag
- Safety leash
- 3 fins
- Repair kit


SPECIFICATIONS

WEIGHT CAPACITY	309 lbs (140 kg)
PASSENGERS	1
CASE PACK	1 pcs
LB. (KG)	32.3 lbs (14.7 kg)
PACKAGING	Full color box





WATERPROOF
DRY BAG!



**WATERPROOF
DRY BAG!**



ALL-AROUND

AQUA DRIFTER™ COMPACTAIR™ SET PADDLEBOARD

NEW



BUILT-IN PUMP



65392

INFLATED SIZE

11 ft. x 33 in. x 6 in. / 3.35 m x 84 cm x 15 cm

FEATURES

- FortiFiber™ material is portable and easy to store, with the strength of a hard-sided board
- Category Type: All-Around
- Best shape for flat water and small wave riding
- CompactAir™ self inflating system featuring built-in pump
- Quick-release safety leash
- 3 removable fins
- Non-slip traction pad
- Convenient deck handle to easily carry the SUP
- Elastic cord for extra storage
- Stainless steel rings, located at the stem and stern, for optional attachment and tie-down points
- Adjustable 85 in. (217 cm) paddle can be converted to a double-bladed oar
- Tritech™ backpack
- Waterproof dry bag (3.5 L)
- Setup in minutes without effort

CONTENTS

- Paddleboard
- Paddle
- Tritech™ backpack
- Waterproof dry bag
- Safety leash
- 3 fins
- Repair kit

SPECIFICATIONS

WEIGHT CAPACITY	309 lbs (140 kg)
PASSENGERS	1
CASE PACK	1 pcs
LB. (KG)	32.6 lbs (14.8 kg)
PACKAGING	Full color box

AQUA ESCAPE™ CONVERTIBLE SET PADDLEBOARD

NEW

TOURING

65393

INFLATED SIZE

11 ft. 6 in. x 34 in. x 6 in. / 3.50 m x 86 cm x 15 m

FEATURES

- FortiFiber™ material is portable and easy to store, with the strength of a hard-sided board
- Category Type: Touring
- Best shape for longer rides on flat water
- Quick-release safety leash
- 3 removable fins
- Non-slip traction pad
- Convenient deck handle to easily carry the SUP
- Elastic cord for extra storage
- Stainless steel rings, located at the stem and stern, for optional attachment and tie-down points
- Double action analog pump
- Adjustable 85 in. (217 cm) paddle can be converted to a double-bladed oar
- Detachable seat with back and footrest
- Bottle holder
- Deluxe backpack
- Waterproof dry bag (3.5 L)
- 5 minute setup time
- Quick inflation/deflation air valve

CONTENTS

- Paddleboard
- Paddle
- Hand pump
- Deluxe Backpack
- Waterproof dry Bag
- Safety leash
- Seat
- Footrest
- 3 fins
- Repair kit

SPECIFICATIONS

WEIGHT CAPACITY	330 lbs (150 kg)
PASSENGERS	1
CASE PACK	1 pcs
LB. (KG)	36.5 lbs (16.6 kg)
PACKAGING	Full color box





**WATERPROOF
DRY BAG!**



**WATER
BOTTLE
HOLDER!**

SAIL
COMPATIBLE!

WATER
BOTTLE
HOLDER!



TOURING

FREESOUL™ TECH CONVERTIBLE SET PADDLEBOARD



65310

INFLATED SIZE

11 ft. 2 in. x 35 in. x 6 in. / 3.40 m x 89 cm x 15 cm

FEATURES

- Tritech™ laminated FortiFiber™ material is portable and easy to store, with the strength of a hard-sided board
- Category: Touring
- Best shape for longer rides on flat water
- 2 removable fins
- Non-slip traction pad
- Convenient side handles to easily carry the SUP
- Elastic cord for extra storage
- Stainless steel ring located at the stern and stern for leash attachment or docking
- Double action analog pump
- Adjustable 85 in. (217 cm) paddle can be converted to a double-bladed oar
- Detachable seat with back and footrest
- Quick rig connector (mast foot base not included)
- Removable daggerboard for windsurfing
- Bottle holder
- 5 minute setup time
- Quick inflation / deflation air valve

CONTENTS

- Paddleboard
- Paddle
- Hand pump
- Deluxe backpack
- Coiled leash
- Seat
- Footrest
- 2 fins
- Repair kit

SPECIFICATIONS

WEIGHT CAPACITY	353 lbs (160 kg)
PASSENGERS	1
CASE PACK	1 pcs
LB. (KG)	43.1 lbs (19.6 kg)
PACKAGING	Full color box

AQUA EXCURSION™ TECH SET PADDLEBOARD

TOURING

65373

INFLATED SIZE

12 ft. 6 in. x 31 in. x 6 in. / 3.81 m x 79 cm x 15 cm

FEATURES

- Tritech™ laminated FortiFiber™ material is portable and easy to store, with the strength of a hard-sided board
- Category: Touring
- Best shape for longer rides on flat water
- Bottle holder with adjustable elastic
- 1 removable fin
- Non-slip traction pad
- Convenient deck handle to easily carry the SUP
- Elastic cord for extra storage
- Stainless steel ring located at the stem and stern for leash attachment or docking
- Double action analog pump
- Adjustable 85 in. (217 cm) paddle
- 5 minute setup time
- Quick inflation / deflation air valve

CONTENTS

- Paddleboard
- Paddle
- Hand pump
- Deluxe backpack
- Coiled leash
- Fin
- Repair kit

SPECIFICATIONS

WEIGHT CAPACITY	265 lbs (120 kg)
PASSENGERS	1
CASE PACK	1 pcs
LB. (KG)	37.3 lbs (16.9 kg)
PACKAGING	Full color box

TRITECH™ LAMINATION





WATER
BOTTLE
HOLDER!



THE GREAT OUTDOORS

KAYAKS

Every water explorer can find what they're looking for with the wide range of kayaks and boats the Hydro-Force™ line has to offer. From different sizes to materials, these kayaks are perfect for beginners and advanced adventurers alike. With the added benefits of storage and portability that come with inflatable products, Hydro-Force™ kayaks and boats are the ideal choices for both first-time and avid kayakers.







PLANOGRAM STORE DISPLAY

ENHANCED MATERIALS



Inflata-Shield Pro™ is enhanced puncture resistant material that provides our Hydro-Force™ kayaks with:

- An extra strong barrier to better resist puncture
- Increased stretch resistance which allows for greater rigidity and speed while paddling
- Improved pressure retention to maximize stability and minimize air loss



Premium Coated Nylon: Made for the toughest adventurer, premium coated nylon can withstand some of the most harrowing elements. This fabric resists oil, water and UV damage. This puncture-resistant material is specifically designed for the rough and often rocky waters of a river.



ACTUAL IN-STORE DISPLAYS MAY VARY.

KAYAKS MATRIX

**COVE CHAMPION™
X1 KAYAK
65115/E**

**COVE CHAMPION™
X2 KAYAK
65131/E**

**RAPID™
X2 KAYAK
65077/E**







**RAPID™
X3 KAYAK
65132/E**

**KORACLE™
X1 KAYAK
65097/E**

**RAPID ELITE™
X2 KAYAK
65142/E**

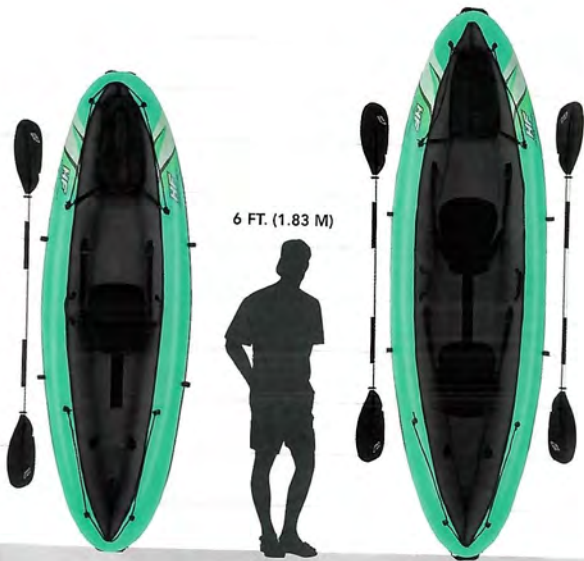
- 13 FT. (3.96 M)
- 12 FT. (3.66 M)
- 11 FT. (3.35 M)
- 10 FT. (3.05 M)
- 9 FT. (2.74 M)
- 8 FT. (2.44 M)
- 7 FT. (2.13 M)
- 6 FT. (1.83 M)
- 5 FT. (1.52 M)
- 4 FT. (1.22 M)
- 3 FT. (91 CM)
- 2 FT. (61 CM)
- 1 FT. (30 CM)



INFLATED LENGTH	9 ft. (2.75 m)	10 ft. 10 in. (3.31 m)	10 ft. 6 in. (3.21 m)	12 ft. 6 in. (3.81 m)	9 ft. 4 in. (2.85 m)	10 ft. 3 in. (3.12 m)
INFLATED WIDTH	32 in. (81 cm)	35 in. (88 cm)	39 in. (1.00 m)	39 in. (1.00 m)	36 in. (92 cm)	39 in. (98 cm)
WEIGHT CAPACITY	220 lbs (100 kg)	397 lbs (180 kg)	397 lbs (180 kg)	551 lbs (250 kg)	331 lbs (150 kg)	397 lbs (180 kg)
INTERNAL PRESSURE	0.5 PSI (0.034 BAR)	0.5 PSI (0.034 BAR)	0.6 PSI (0.041 BAR)	1 PSI (0.069 BAR)	0.5 PSI (0.034 BAR)	1 PSI (0.069 BAR)
PADDLES	1	2	2	2	1	2
PASSENGERS						

**VENTURA ELITE™
X1 KAYAK
65118/E**

**VENTURA ELITE™
X2 KAYAK
65052/E**



9 ft. 2 in. (2.80 m)

10 ft. 10 in. (3.30 m)

34 in. (86 cm)

34 in. (86 cm)

286 lbs (130 kg)

440 lbs (200 kg)

1 PSI (0.069 BAR)

1 PSI (0.069 BAR)

1

2



COVE CHAMPION™ X1 KAYAK

65115/E

INFLATED SIZE

9 ft. x 32 in. / 2.75 m x 81 cm

DEFLATED SIZE

9 ft. x 40 in. / 2.75 m x 1.02 m

FEATURES

- Inflata-Shield™ material resists puncture, limits stretching and enhances grip
- Firm and rigid inflated floor
- Comfortable cockpit with inflatable seat
- 2 removable fins in different sizes for directional support in various water conditions
- Storage cord and net
- Wraparound grab rope
- Carry bag for easy transportation and storage
- 91 in. (230 cm) aluminum paddle
- Air Hammer™ Hand Pump (62003)
- Interlocking quick release valves
- Drain valve

CONTENTS

- Kayak
- Paddle
- Hand pump
- 2 fins
- Carry bag
- Repair patch



SPECIFICATIONS

	65115E	65115
WEIGHT CAPACITY	220 lbs (100 kg)	220 lbs (100 kg)
CASE PACK	1 pcs	1 pcs
LB. (KG)	20.5 lbs (9.3 kg)	20.5 lbs (9.3 kg)
PACKAGING	Full color box	Full color box
CERTIFICATION	NMMA	GS

2 REMOVABLE FINS
IN DIFFERENT SIZES



1. Storage cord and net
2. Wraparound grab rope
3. Firm and rigid inflatable floor
4. Comfortable cockpit with inflatable seat
5. Interlocking quick release valves

COVE CHAMPION™ X2 KAYAK

65131/E

INFLATED SIZE

10 ft. 10 in. x 35 in. / 3.31 m x 88 cm

DEFLATED SIZE

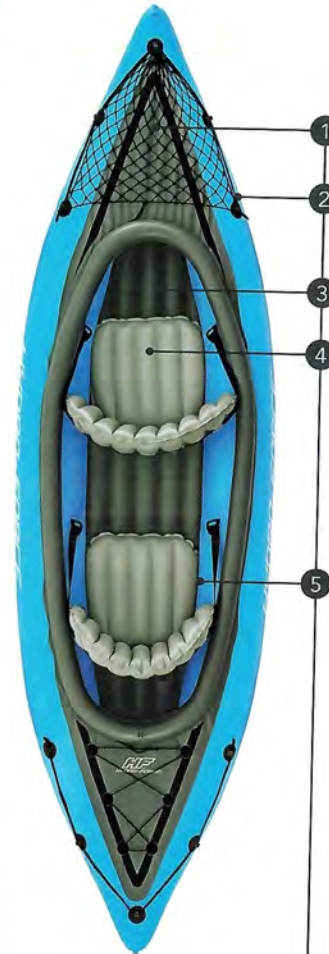
10 ft. 10 in. x 36 in. / 3.31 m x 91 cm

FEATURES

- Inflata-Shield™ material resists puncture, limits stretching and enhances grip
- Firm and rigid inflated floor
- Comfortable cockpit with 2 inflatable seats
- 2 removable fins in different sizes for directional support in various water conditions
- Storage cord and net
- Grab ropes
- Carry bag for easy transportation and storage
- Two 91 in. (230 cm) aluminum paddles (62174)
- Air Hammer™ Hand Pump (62003)
- Interlocking quick release valves
- Drain valve

CONTENTS

- Kayak
- 2 paddles
- Hand pump
- 2 fins
- Carry bag
- Repair patch



SPECIFICATIONS

	65131 E	65131
WEIGHT CAPACITY	397 lbs (180 kg)	397 lbs (180 kg)
CASE PACK	1 pcs	1 pcs
LB. (KG)	28.8 lbs (13.1 kg)	28.8 lbs (13.1 kg)
PACKAGING	Full color box	Full color box
CERTIFICATION	NMMA	GS

1. Storage cord and net
2. Wraparound grab rope
3. Firm and rigid inflatable floor
4. Comfortable cockpit with 2 inflatable seats
5. Interlocking quick release valves

2 REMOVABLE FINS
IN DIFFERENT SIZES





RAPID™ X2 KAYAK

65077/E

INFLATED SIZE

10 ft. 6 in. x 39 in. / 3.21 m x 1.00 m

DEFLATED SIZE

10 ft. 8 in. x 39 in. / 3.25 m x 1.00 m

FEATURES

- Inflata-Shield™ material resists puncture, limits stretching and enhances grip
- Firm and rigid inflated floor
- Form-fitted construction prevents water from entering the cockpit
- 2 inflatable cushions for comfortable seating
- 2 removable fins in different sizes for directional support in various water conditions
- Grab rope with built-in grommets
- Carry handles
- Carry bag for easy transportation and storage
- Two 91 in. (230 cm) aluminum paddles (62174)
- Air Hammer™ Hand Pump (62003)
- Quick inflation / deflation screw valves
- Drain valve

CONTENTS

- Kayak
- 2 paddles
- Hand pump
- 2 fins
- Carry bag
- Repair patch



2 REMOVABLE FINS IN DIFFERENT SIZES

SPECIFICATIONS

	65077E	65077
WEIGHT CAPACITY	397 lbs (180 kg)	397 lbs (180 kg)
CASE PACK	1 pcs	1 pcs
LB. (KG)	29.2 lbs (13.3 kg)	29.2 lbs (13.3 kg)
PACKAGING	Full color box	Full color box
CERTIFICATION	NMMA	GS

1. 2 inflatable cushions for comfortable seating
2. Firm and rigid inflated floor
3. Quick inflation / deflation screw valves
4. Carry handles

RAPID™ X3 KAYAK

65132/E

INFLATED SIZE

12 ft. 6 in. x 39 in. / 3.81 m x 1.00 m

DEFLATED SIZE

12 ft. 8 in. x 39 in. / 3.85 m x 1.00 m

FEATURES

- Inflata-Shield Pro™ enhanced material offers excellent puncture resistance and rigidity, limits stretching and maximizes stability
- Firm and rigid inflated floor
- Form-fitted construction prevents water from entering the cockpit
- 3 inflatable cushions for comfortable seating
- 2 removable fins in different sizes for directional support in various water conditions
- Grab rope with built-in grommets
- Carry handles
- Carry bag for easy transportation and storage
- Two 91 in. (230 cm) aluminum paddles (62174)
- Air Hammer™ Hand Pump (62086)
- Quick inflation / deflation screw valves
- Drain valve

CONTENTS

- Kayak
- 2 paddles
- Hand pump
- 2 fins
- Carry bag
- Repair patch



SPECIFICATIONS

	65132E	65132
WEIGHT CAPACITY	551 lbs (250 kg)	551 lbs (250 kg)
CASE PACK	1 pcs	1 pcs
LB. (KG)	43.2 lbs (19.6 kg)	43.2 lbs (19.6 kg)
PACKAGING	Full color box	Full color box
CERTIFICATION	NMMA	GS

1. 3 inflatable cushions for comfortable seating
2. Firm and rigid inflated floor
3. Quick inflation / deflation screw valves
4. Carry handles





2 REMOVABLE FINS
IN DIFFERENT SIZES



KORACLE™ X1 KAYAK

65097/E

INFLATED SIZE

9 ft. 4 in. x 36 in. / 2.85 m x 92 cm

DEFLATED SIZE

9 ft. 6 in. x 39 in. / 2.90 m x 1.00 m

FEATURES

- Inflata-Shield™ material resists puncture, limits stretching and enhances grip
- Built-in backrest for comfort
- 4 footrests to accommodate short or tall users
- Built-in oar clasps
- 2 removable fins in different sizes for directional support in various water conditions
- Storage cord and net
- Built-in fishing rod holder
- Wraparound grab rope
- 2 carry handles (front and back)
- Carry bag for easy transportation and storage
- 91 in. (230 cm) aluminum paddle (62174)
- Air Hammer™ hand pump (62003)
- Interlocking quick release valves

CONTENTS

- Kayak
- Paddle
- Hand pump
- 2 fins
- Carry bag
- Repair patch



1. Heavy-duty handle
2. Storage cord and net
3. Oar clasps
4. Footrests
5. Backrest for comfort
6. Fishing rod holder
7. Interlocking quick release valves

SPECIFICATIONS

	65097E	65097
WEIGHT CAPACITY	331 lbs (150 kg)	331 lbs (150 kg)
CASE PACK	1 pcs	1 pcs
LB. (KG)	19.3 lbs (8.8 kg)	19.3 lbs (8.8 kg)
PACKAGING	Full color box	Full color box
CERTIFICATION	NMMA	GS

RAPID ELITE™ X2 KAYAK

65142/E

INFLATED SIZE

10 ft. 3 in. x 39 in. / 3.12 m x 98 cm

DEFLATED SIZE

10 ft. 4 in. x 39 in. / 3.15 m x 1.00 m

FEATURES

- Inflata-Shield Pro™ enhanced material offers excellent puncture resistance and rigidity, limits stretching and maximizes stability
- Firm and rigid inflated floor
- 2 inflatable cushions for comfortable seating
- Form-fitted construction prevents water from entering the cockpit
- 2 removable fins in different sizes for directional support in various water conditions
- Grab rope with built-in grommets
- Carry handles
- Air Hammer™ hand pump (62086)
- Two 91 in. (230 cm) aluminum paddles (62174)
- Carry bag for easy transportation and storage
- Quick inflation / deflation screw valves
- Drain valve

CONTENTS

- Kayak
- 2 paddles
- Hand pump
- 2 fins
- Carry bag
- Repair patch



SPECIFICATIONS

	65142E	65142
WEIGHT CAPACITY	397 lbs (180 kg)	397 lbs (180 kg)
CASE PACK	1 pcs	1 pcs
LB. (KG)	35.2 lbs (16.0 kg)	35.2 lbs (16.0 kg)
PACKAGING	Full color box	Full color box
CERTIFICATION	NMMA	GS

1. Carry handles
2. Firm and rigid inflated floor
3. 2 inflatable cushions for comfortable seating
4. Quick inflation / deflation screw valves



VENTURA ELITE™ X1 KAYAK

65118/E

INFLATED SIZE

9 ft. 2 in. x 34 in. / 2.80 m x 86 cm

DEFLATED SIZE

9 ft. 4 in. x 44 in. / 2.85 m x 1.13 m

FEATURES

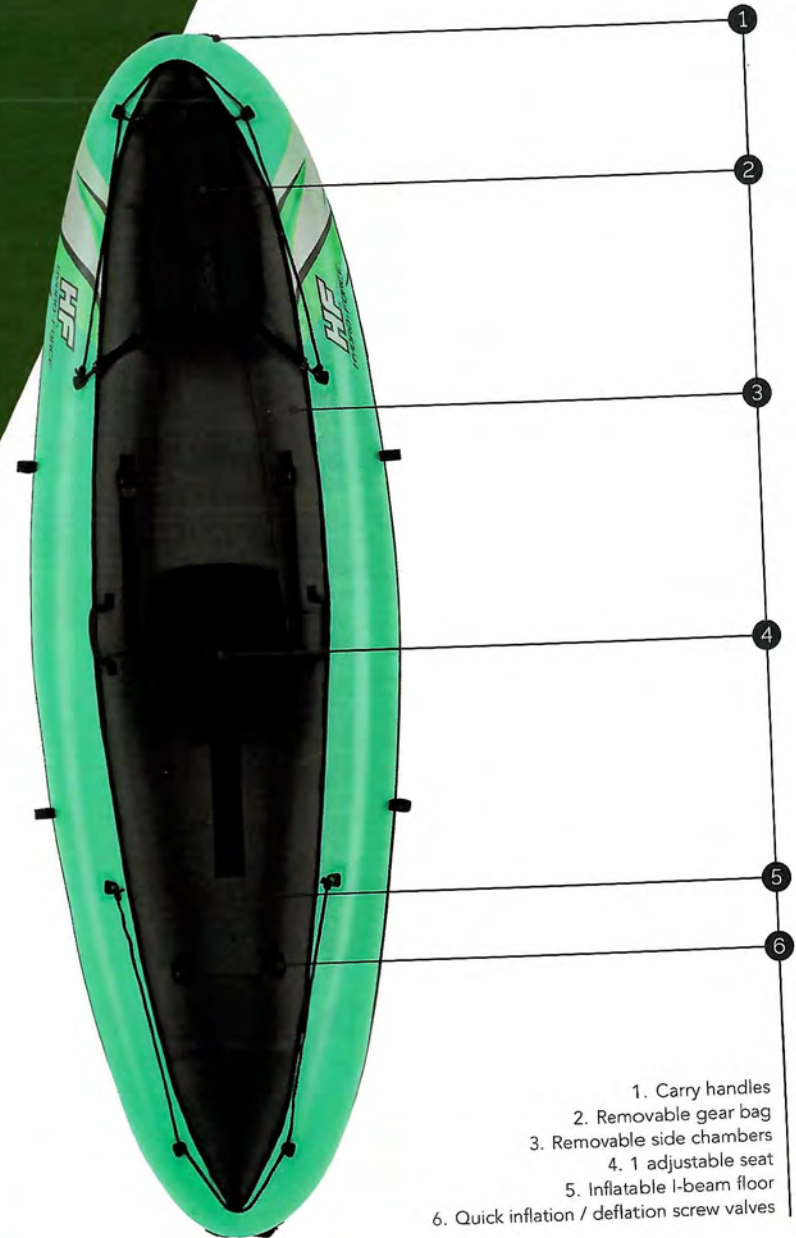
- Premium coated nylon hull that is sun, oil and seawater resistant
- 2 removable side chambers & I-beam floor made from heavy-duty PVC
- 1 adjustable seat with storage compartment
- Oar clasps for paddle storage
- 2 removable fins in different sizes for directional support in various water conditions
- Removable gear bag
- 4 carry handles
- Carry bag for easy transportation and storage
- 91 in. (230 cm) aluminum paddle (62174)
- Air Hammer™ hand pump (62086)
- Quick inflation / deflation screw valves
- Drain valve

CONTENTS

- Kayak
- Paddle
- Hand pump
- 2 fins
- Seat
- Gear bag
- Carry bag
- Repair patch

SPECIFICATIONS

	65118E	65118
WEIGHT CAPACITY	286 lbs (130 kg)	286 lbs (130 kg)
CASE PACK	1 pcs	1 pcs
LB. (KG)	28.1 lbs (12.7 kg)	28.1 lbs (12.7 kg)
PACKAGING	Full color box	Full color box
CERTIFICATION	NMMA	GS



1. Carry handles
2. Removable gear bag
3. Removable side chambers
 4. 1 adjustable seat
5. Inflatable i-beam floor
6. Quick inflation / deflation screw valves





2 REMOVABLE FINS
IN DIFFERENT SIZES



VENTURA ELITE™ X2 KAYAK

65052/E

INFLATED SIZE

10 ft. 10 in. x 34 in. / 3.30 m x 86 cm

DEFLATED SIZE

10 ft. 11 in. x 44 in. / 3.33 m x 1.13 m

FEATURES

- Premium coated nylon hull that is sun, oil and seawater resistant
- 2 removable side chambers & I-beam floor made from heavy-duty PVC
- 2 adjustable seats with storage compartments
- Oar clasps for paddle storage
- 2 removable fins in different sizes for directional support in various water conditions
- Removable gear bag
- 4 carry handles
- Carry bag for easy transportation and storage
- Two 90 in. (230 cm) aluminum paddles (62174)
- Air Hammer™ hand pump (62086)
- Quick inflation / deflation screw valves
- Drain valve

CONTENTS

- Kayak
- 2 paddles
- Hand pump
- 2 fins
- 2 seats
- Gear bag
- Carry bag
- Repair patch

SPECIFICATIONS

	65052E	65052
WEIGHT CAPACITY	440 lbs (200 kg)	440 lbs (200 kg)
CASE PACK	1 pcs	1 pcs
LB. (KG)	35.1 lbs (15.9 kg)	35.1 lbs (15.9 kg)
PACKAGING	Full color box	Full color box
CERTIFICATION	NMMA	GS



1. Carry handles
2. Removable gear bag
3. Removable side chambers
4. 2 adjustable seats
5. Inflatable I-beam floor
6. Quick inflation / deflation screw valves

FISH, SIGHT-SEE, EXPLORE

RAFTS

Available in a wide variety of sizes, Hydro-Force™ rafts accommodate each user's needs. Made with durable and puncture-resistant materials, our rafts provide a superior way to paddle, fish or just float along. With the added benefits of storage and portability that come with inflatable products, this collection of rafts promises rides to remember.





RAFTS MATRIX

**KONDOR™ 1000 RAFT /
KONDOR ELITE™
1000 RAFT**
61136E/NE / 61135

**KONDOR™ 2000 RAFT
+ SET / KONDOR ELITE™
2000 RAFT + SET**
61140E/NE + 61142E/NE /
61139 + 61141

**KONDOR™ 3000 RAFT
+ SET / KONDOR ELITE™
3000 RAFT + SET**
61144E/NE+ 61146E/NE /
61143 + 61145

**TRECK X1
RAFT SET**
61083

**TRECK X2
RAFT SET**
61068/E

**TRECK X3
RAFT SET**
61110/E



**VOYAGER™
X2 RAFT SET
65163/E**



65163/E

7 ft. 7 in. (2.32 m)

46 in. (1.18 m)

529 lbs (240 kg)

.

.



**VOYAGER™
X3 RAFT SET
65164/E**



65164/E

9 ft. 8 in. (2.94 m)

54 in. (1.37 m)

794 lbs (360 kg)

.

.



**VOYAGER™
X4 RAFT SET
65156/E**



65156/E

11 ft. 6 in. (3.50 m)

57 in. (1.45 m)

1,058 lbs (480 kg)

.

.



**RANGER ELITE™
X3 RAFT SET
65160/E**



65160/E

9 ft. 8 in. (2.95 m)

51 in. (1.30 m)

880 lbs (400 kg)

.

.



**RANGER ELITE™
X4 RAFT SET
65157/E**



65157/E

10 ft. 6 in. (3.20 m)

58 in. (1.48 m)

1,103 lbs (500 kg)

.

.



**ADVENTURE ELITE™
X5 RAFT SET
65159/E**



65159/E

11 ft. 11 in. (3.64 m)

65 in. (1.66 m)

1,323 lbs (600 kg)

.

.



KONDOR™ 1000

61136E/NE RAFT

INFLATED SIZE

4 ft. 11 in. x 33 in. / 1.49 m x 85 cm

FEATURES

- Inflatable floor for extra comfort
- Sturdy oarlocks
- Front tow rope for easy transport and added safety
- Interlocking quick release valve
- Age 6+

CONTENTS

- 1 boat
- Repair patch



SPECIFICATIONS

WEIGHT CAPACITY	120 lbs (55 kg)
PASSENGERS	1 Adult
CASE PACK	6 pcs
LB. (KG)	17.9 lbs (8.1 kg)
PACKAGING	Full color box

KONDOR™ 2000

61140E/NE RAFT 61142E/NE RAFT SET

INFLATED SIZE

6 ft. 1 in. x 38 in. / 1.85 m x 97 cm

FEATURES

- Inflatable floor for extra comfort
- Sturdy oarlocks
- Front tow rope for easy transport and added safety
- Foot pump (62147) (61142E/NE)
- 1 pair of 49 in. (124 cm) oars (62015) (61142E/NE)
- Interlocking quick release valve
- Age 6+

CONTENTS

- 1 boat
- 1 pair of oars (61142E/NE)
- Foot pump (61142E/NE)
- Repair patch



SPECIFICATIONS

	61140E/NE	61142E/NE
WEIGHT CAPACITY	210 lbs (95 kg)	210 lbs (95 kg)
PASSENGERS	1 Adult + 1 Child	1 Adult + 1 Child
CASE PACK	6 pcs	3 pcs
LB. (KG)	29.2 lbs (13.3 kg)	25.8 lbs (11.7 kg)
PACKAGING	Full color box	Full color box



KONDOR™ 3000

61144E/NE RAFT 61146E/NE RAFT SET

INFLATED SIZE

6 ft. 11 in. x 48 in. / 2.12 m x 1.22 m

FEATURES

- Inflatable floor for extra comfort
- Sturdy oarlocks
- Front tow rope for easy transport and added safety
- Hand pump (62002) (61146E/NE)
- 1 pair of 49 in. (124 cm) oars (62015) (61146E/NE)
- Interlocking quick release valve
- Age 6+

CONTENTS

- 1 boat
- 1 pair of oars (61146E/NE)
- Hand pump (61146E/NE)
- Repair patch



SPECIFICATIONS

	61144E/NE	61146E/NE
WEIGHT CAPACITY	410 lbs (186 kg)	410 lbs (186 kg)
PASSENGERS	2 Adults + 1 Child	2 Adults + 1 Child
CASE PACK	3 pcs	3 pcs
LB. (KG)	22.4 lbs (10.1 kg)	34.2 lbs (15.5 kg)
PACKAGING	Full color box	Full color box



VOYAGER™ X2 RAFT SET

65163/E

INFLATED SIZE

7 ft. 7 in. x 46 in. / 2.32 m x 1.18 m

DEFLATED SIZE

8 ft. x 52 in. / 2.45 m x 1.31 m

FEATURES

- Inflata-Shield™ material resists puncture, limits stretching and enhances grip
- Includes grommets for use with 1.5 HP (1.1 kW) motor mount (motor and mount not included)
- Inflatable floor for extra comfort
- Sturdy oarlocks
- Oar clasps
- Built-in fishing rod holders
- Wraparound grab rope
- Carry handles
- Carry bag for easy transportation and storage
- 1 pair of 49 in. (124 cm) oars (62015)
- Air Hammer™ hand pump (62002)
- Interlocking quick release valves

CONTENTS

- 1 boat
- 1 pair of oars
- Hand pump
- Carry bag
- Repair patch

SPECIFICATIONS

	65163E	65163
WEIGHT CAPACITY	529 lbs (240 kg)	529 lbs (240 kg)
CASE PACK	2 pcs	2 pcs
LB. (KG)	36.0 lbs (16.3 kg)	36.0 lbs (16.3 kg)
PACKAGING	Full color box	Full color box
CERTIFICATION	NMMA	GS



VOYAGER™ X3 RAFT SET

65164/E

INFLATED SIZE

9 ft. 8 in. x 54 in. / 2.94 m x 1.37 m

DEFLATED SIZE

10 ft. 2 in. x 63 in. / 3.09 m x 1.59 m

FEATURES

- Inflata-Shield™ material resists puncture, limits stretching and enhances grip
- Includes grommets for use with 1.5 HP (1.1 kW) motor mount (motor and mount not included)
- Inflatable floor for extra comfort
- Inflatable seat cushions
- Sturdy oarlocks
- Oar clasps
- Gear pouch for storing essentials
- Built-in fishing rod holders
- Wraparound grab rope
- Carry handles
- Carry bag for easy transportation and storage
- 1 pair of 57 in. (145 cm) aluminum oars (62064)
- Air Hammer™ hand pump (62003)
- Interlocking quick release valves

CONTENTS

- 1 boat
- 1 pair of oars
- Hand pump
- Gear pouch
- Carry bag
- Repair patch



SPECIFICATIONS

	65164E	65164
WEIGHT CAPACITY	794 lbs (360 kg)	794 lbs (360 kg)
CASE PACK	1 pcs	1 pcs
LB. (KG)	30.0 lbs (13.6 kg)	30.0 lbs (13.6 kg)
PACKAGING	Full color box	Full color box
CERTIFICATION	NMMA	GS

VOYAGER™ X4 RAFT SET

65156/E

INFLATED SIZE

11 ft. 6 in. x 57 in. / 3.50 m x 1.45 m

DEFLATED SIZE

12 ft. x 66 in. / 3.66 m x 1.68 m

FEATURES

- Inflata-Shield™ material resists puncture, limits stretching and enhances grip
- Includes grommets for use with 1.5 HP (1.1 kW) motor mount (motor and mount not included)
- Inflatable floor for extra comfort
- Inflatable seat cushions
- Sturdy oarlocks
- Oar clasps
- Gear pouch for storing essentials
- Built-in fishing rod holders
- Wraparound grab rope with built-in grommets
- Carry handles
- Carry bag for easy transportation and storage
- 1 pair of 57 in. (145 cm) aluminum oars (62064)
- Air Hammer™ hand pump (62003)
- Interlocking quick release valves

CONTENTS

- 1 boat
- 1 pair of oars
- Hand pump
- Gear pouch
- Carry bag
- Repair patch



SPECIFICATIONS

	65156E	65156
WEIGHT CAPACITY	1,058 lbs (480 kg)	1,058 lbs (480 kg)
CASE PACK	1 pcs	1 pcs
LB. (KG)	35.5 lbs (16.1 kg)	35.5 lbs (16.1 kg)
PACKAGING	Full color box	Full color box
CERTIFICATION	NMMA	GS





RANGER ELITE™ X3 RAFT SET



65160/E

INFLATED SIZE

9 ft. 8 in. x 51 in. x 18 in. / 2.95 m x 1.30 m x 46 cm

DEFLATED SIZE

9 ft. 10 in. x 59 in. / 3.00 m x 1.50 m

FEATURES

- Made with Tritech™ - a 3-ply reinforced material
- Ultra-Fresh® antimicrobial treatment (containing zinc pyrithione technology) is manufactured into the PVC film to protect the surface from odor-causing bacteria, mold and mildew growth
- Includes motor mount grommets for use with 2 HP (1.5 kW) motor mount (motor and motor mount not included)
- Firm and rigid inflated floor
- 2 removable seat cushions
- Omni-directional oarlocks
- Gear pouch for storing essentials
- Safety grab ropes
- 2 carry handles (front and back)
- Carry bag for easy transportation and storage
- 1 pair of 60 in. (152 cm) aluminum oars
- Air Hammer™ inflation pump (62086)
- Quick inflation / deflation screw valves

CONTENTS

- 1 boat
- 1 pair of oars
- Hand pump
- Gear pouch
- Carry bag
- Repair patch



SPECIFICATIONS

	65160E	65160
WEIGHT CAPACITY	880 lbs (400 kg)	880 lbs (400 kg)
CASE PACK	1 pcs	1 pcs
LB. (KG)	40.5 lbs (18.4 kg)	40.5 lbs (18.4 kg)
PACKAGING	Full color box	Full color box
CERTIFICATION	NMMA	GS

1. 2 carry handles (front and back)
2. Wraparound grab rope
3. Firm and rigid inflatable floor
4. Comfortable cockpit with 2 inflatable seats
5. Quick inflation / deflation screw valves

RANGER ELITE™ X4 RAFT SET



65157/E

INFLATED SIZE

10 ft. 6 in. x 58 in. x 19 in. / 3.20 m x 1.48 m x 47 cm

DEFLATED SIZE

10 ft. 9 in. x 66 in. / 3.28 m x 1.68 m

FEATURES

- Made with Tritech™ - a 3-ply reinforced material
- Ultra-Fresh® antimicrobial treatment (containing zinc pyrithione technology) is manufactured into the PVC film to protect the surface from odor-causing bacteria, mold and mildew growth
- Includes motor mount grommets for use with 3 HP (2.2 kW) motor mount (motor and motor mount not included)
- Firm and rigid inflated floor
- 3 removable seat cushions
- Omni-directional oarlocks
- Gear pouch for storing essentials
- Safety grab ropes
- 2 carry handles (front and back)
- Carry bag for easy transportation and storage
- 1 pair of 60 in. (152 cm) aluminum oars
- Air Hammer™ inflation pump (62086)
- Quick inflation / deflation screw valves

CONTENTS

- 1 boat
- 1 pair of oars
- Hand pump
- Gear pouch
- Carry bag
- Repair patch



SPECIFICATIONS

	65157E	65157
WEIGHT CAPACITY	1,103 lbs (500 kg)	1,103 lbs (500 kg)
CASE PACK	1 pcs	1 pcs
LB. (KG)	48.9 lbs (22.2 kg)	48.9 lbs (22.2 kg)
PACKAGING	Full color box	Full color box
CERTIFICATION	NMMA	GS

1. 2 carry handles (front and back)
2. Safety grab ropes
3. Firm and rigid inflatable floor
4. Comfortable cockpit with 3 inflatable seats
5. Quick inflation / deflation screw valves



ADVENTURE ELITE™ X5 RAFT SET

65159/E

INFLATED SIZE

11 ft. 11 in. x 65 in. / 3.64 m x 1.66 m

DEFLATED SIZE

12 ft. 4 in. x 74 in. / 3.77 m x 1.87 m

FEATURES

- Inflata-Shield Pro™ enhanced material offers excellent puncture resistance and rigidity, limits stretching and maximizes stability
- Includes grommets for use with 1.5 HP (1.1 kW) motor mount (motor and mount not included)
- Inflatable floor for extra comfort
- 2 comfortable inflatable seats with backrests and 1 removable cushion
- Sturdy oarlocks
- Oar clasps
- Gear pouch for storing essentials
- Built-in fishing rod holders
- Wraparound grab rope
- 2 carry handles (front and back)
- Carry bag for easy transportation and storage
- 1 pair of 57 in. (145 cm) oars (62064)
- Air Hammer™ hand pump (62086)
- Interlocking quick release valves
- Quick inflation / deflation screw valves

CONTENTS

- 1 boat
- 1 pair of oars
- Hand pump
- Gear pouch
- Carry bag
- Repair patch



SPECIFICATIONS

	65159E	65159
WEIGHT CAPACITY	1,323 lbs (600 kg)	1,323 lbs (600 kg)
CASE PACK	1 pcs	1 pcs
LB. (KG)	60.9 lbs (27.6 kg)	60.9 lbs (27.6 kg)
PACKAGING	Full color box	Full color box
CERTIFICATION	NMMA	GS

1. Carry handles
2. Fishing rod holders
3. Two inflatable seats with backrests
4. Inflatable seat in middle
5. Inflatable floor for extra comfort
6. Quick inflation / deflation screw valves



YOUR ADVENTURE AWAITS

BOATS

A lightweight and durable option for dedicated boaters, the Hydro-Force™ line of sport boats provides an easy and convenient way to get on the water. From floating along to fishing excursions, these boats are made of durable materials that will hold up season after season. This collection provides the storage and portability benefits of inflatable products, along with the durability and capability of hard-sided boats.





BOATS MATRIX






**CASPIAN™
SPORT BOAT
65046/E**


**CASPIAN PRO™
SPORT BOAT
65047/E**

**MIROVIA PRO™
SPORT BOAT
65049/E**

13 FT. (3.96 M)
12 FT. (3.66 M)
11 FT. (3.35 M)
10 FT. (3.05 M)
9 FT. (2.74 M)
8 FT. (2.44 M)
7 FT. (2.13 M)
6 FT. (1.83 M)
5 FT. (1.52 M)
4 FT. (1.22 M)
3 FT. (91 CM)
2 FT. (61 CM)
1 FT. (30 CM)



INFLATED LENGTH	7 ft. 6 in. (2.30 m)	9 ft. 2 in. (2.80 m)	10 ft. 10 in. (3.30 m)
INFLATED WIDTH	51 in. (1.30 m)	60 in. (1.52 m)	64 in. (1.62 m)
WEIGHT CAPACITY	568.8 lbs (258 kg)	1,058.2 lbs (480 kg)	1,411 lbs (640 kg)
INTERNAL VOLUME	107 gal. (405 l)	204 gal. (773 l)	267 gal. (1,011 l)
OARS	•	•	•
PASSENGERS		 (65047) /  (65047E)	 (65049) /  (65049E)







CASPIAN™ SPORT BOAT

65046/E

INFLATED SIZE

7 ft. 6 in. x 51 in. x 13 in. / 2.30 m x 1.30 m x 33 cm

FEATURES

- Made with Tritech™ - a 3-ply reinforced material
- 3 HP motor mount with marine-grade plywood transom (motor not included)
- Rigid boat floor made with FortiFiber™ construction
- One bench seat
- Omni-directional oarlocks
- Durable strake protects against impact and friction
- Steel tow rings
- 33 ft. (10 m) tow rope
- Safety grab ropes
- Two 57 in. (145 cm) oars
- Air Hammer™ hand pump with built-in pressure gauge
- Easy setup - no tools required
- Quick inflation / deflation air valves
- Quick release drain valve

CONTENTS

- 1 boat
- 1 pair of oars
- Hand pump
- Repair kit



SPECIFICATIONS

	65046E	65046
WEIGHT CAPACITY	568.8 lbs (258 kg)	568.8 lbs (258 kg)
CASE PACK	1 pcs	1 pcs
LB. (KG)	53.8 lbs (24.4 kg)	53.3 lbs (24.2 kg)
PACKAGING	Sturdy cardboard box with pictures	Sturdy cardboard box with pictures
CERTIFICATION	NMMA	GS

1. Extra-tough strake protects against impact and friction
2. 3 air chamber construction
3. Safety grab ropes
4. Inflatable floor made from FortiFiber™ material
5. Omni-directional oarlocks
6. Aluminum oars
7. Integrated drain valve
8. Marine-grade plywood transom
9. Molded motor mount (motor not included)

CASPIAN PRO™ SPORT BOAT

65047/E

INFLATED SIZE

9 ft. 2 in. x 60 in. x 16.5 in. / 2.80 m x 1.52 m x 42 cm

FEATURES

- Made with Tritech™ - a 3-ply reinforced material
- 10 HP motor mount with marine-grade plywood transom (motor not included)
- Rigid boat floor made with FortiFiber™ construction
- One bench seat
- Omni-directional oarlocks
- Durable strake protects against impact and friction
- Keel for better direction and ease through the water
- Steel tow rings
- 33 ft. (10 m) tow rope
- Safety grab ropes
- Carry handles
- Carry bag for easy transportation and storage
- Two 64 in. (162 cm) aluminum oars
- Air Hammer™ hand pump with built-in pressure gauge
- Easy setup - no tools required
- Quick inflation / deflation air valves
- Quick release drain valve

CONTENTS

- 1 boat
- 1 pair of oars
- Hand pump
- Carry bag
- Repair kit



SPECIFICATIONS

	65047E	65047
WEIGHT CAPACITY	1,058.2 lbs (480 kg)	1,058.2 lbs (480 kg)
CASE PACK	1 pcs	1 pcs
LB. (KG)	88.7 lbs (40.2 kg)	88.4 lbs (40.1 kg)
PACKAGING	Sturdy cardboard box with pictures	Sturdy cardboard box with pictures
CERTIFICATION	NMMA	GS

1. Extra-tough strake protects against impact and friction
2. 3 air chamber construction
3. Safety grab ropes
4. Inflatable floor made from FortiFiber™ material
5. Omni-directional oarlocks
6. Aluminum oars
7. Integrated drain valve
8. Carry handles
9. Marine-grade plywood transom
10. Molded motor mount (motor not included)





HF
HYDRO-FORCE

HYDRO-FORCE

MIROVIA PRO™ SPORT BOAT

65049/E

INFLATED SIZE

10 ft. 10 in. x 64 in. x 17 in. / 3.30 m x 1.62 m x 44 cm

FEATURES

- Made with Tritech™ - a 3-ply reinforced material
- 15 HP motor mount with marine-grade plywood transom (motor not included)
- Rigid boat floor made with FortiFiber™ construction
- Two bench seats
- Omni-directional oarlocks
- Durable strake protects against impact and friction
- Keel for better direction and ease through the water
- Steel tow rings
- 33 ft. (10 m) tow rope
- Safety grab ropes
- Carry handles
- Carry bag for easy transportation and storage
- Two 64 in. (162 cm) aluminum oars
- Air Hammer™ hand pump with built-in pressure gauge
- Fixed buckle for oil box
- Quick inflation / deflation air valves
- Quick release drain valve

CONTENTS

- 1 boat
- 1 pair of oars
- Hand pump
- Carry bag
- Repair kit



SPECIFICATIONS

	65049E	65049
WEIGHT CAPACITY	1,411 lbs (640 kg)	1,411 lbs (640 kg)
CASE PACK	1 pcs	1 pcs
LB. (KG)	106.2 lbs (48.2 kg)	106.0 lbs (48.1 kg)
PACKAGING	Sturdy cardboard box with pictures	Sturdy cardboard box with pictures
CERTIFICATION	NMMA	GS

1. Extra-tough strake protects against impact and friction
2. 3 air chamber construction
3. Safety grab ropes
4. Inflatable floor made from FortiFiber™ material
5. Omni-directional oarlocks
6. Aluminum oars
7. Integrated drain valve
8. Carry handles
9. Marine-grade plywood transom
10. Molded motor mount (motor not included)

MAKING YOUR LIFE A BREEZE

ACCESSORIES

Perfect for any of our rafts, kayaks and boats, Hydro-Force™ accessories make navigating the open water a breeze. Built from durable materials and providing a variety of features, these accessories are essential for each exploration down the river, around the lake or out on the ocean.





ALUMINUM KAYAK PADDLE

62174/E

LENGTH

91 in. / 230 cm

FEATURES

- 91 in. (230 cm) aluminum paddle
- 3 locking positions allow for right or left handed feathering adjustment
- 5 pieces for easy storage and transportation
- Asymmetric blade design
- Comfortable grip handle made of shrinkable polyolefin



OARS

62015/E

LENGTH

49 in. / 124 cm

FEATURES

- Three-section structure
- Easy to assemble and disassemble
- Ribbed blade
- Light and strong plastic material



ALUMINUM SECTIONAL OARS

62064/E

LENGTH

57 in. / 145 cm

FEATURES

- Multi-functional:
 - Use as two 57 in. (145 cm) oars
 - Combine and use as a single 86 in. (218 cm) twin blade paddle
- Aluminum pole sectionals
- Sturdy twist-locking section connectors and blades



OPTIONAL
ASSEMBLY



SPECIFICATIONS

CASE PACK	6 prs
LB. (KG)	13.7 lbs (6.2 kg)
PACKAGING	Polybag with header card



SPECIFICATIONS

CASE PACK	12 prs
LB. (KG)	29.5 lbs (13.4 kg)
PACKAGING	Polybag with header card



SPECIFICATIONS

CASE PACK	6 prs
LB. (KG)	18.1 lbs (8.2 kg)
PACKAGING	Polybag with header card



BOAT COMPATIBILITY CHART

PRODUCT				MAX. POWER
	62174/E	62015/E	62064/E	
65115/E	Cove Champion™ X1 Kayak	•		
65131/E	Cove Champion™ X2 Kayak	•		
65077/E	Rapid™ X2 Kayak	•		
65132/E	Rapid™ X3 Kayak	•		
65097/E	Koracle™ X1 Kayak	•		
65142/E	Rapid Elite™ X2 Kayak	•		
65118/E	Ventura Elite™ X1 Kayak	•		
65052/E	Ventura Elite™ X2 Kayak	•		
61136E/NE / 61135	Kondor™ 1000 Raft / Kondor Elite™ 1000 Raft			
61140E/NE / 61139	Kondor™ 2000 Raft / Kondor Elite™ 2000 Raft			
61142E/NE / 61141	Kondor™ 2000 Raft Set / Kondor Elite™ 2000 Raft Set		•	
61144E/NE / 61143	Kondor™ 3000 Raft / Kondor Elite™ 3000 Raft			
61146E/NE / 61145	Kondor™ 3000 Raft Set / Kondor Elite™ 3000 Raft Set		•	
61083	Treck X1 Raft Set		•	
61068/E	Treck X2 Raft Set		•	
61110/E	Treck X3 Raft Set		•	
65163/E	Voyager™ X2 Raft Set		•	1.5 HP (1.1 kW)
65164/E	Voyager™ X3 Raft Set			1.5 HP (1.1 kW)
65156/E	Voyager™ X4 Raft Set		•	1.5 HP (1.1 kW)
65160/E	Ranger Elite™ X3 Raft Set			2.0 HP (1.5 kW)
65157/E	Ranger Elite™ X4 Raft Set			3.0 HP (2.25 kW)
65159/E	Adventure Elite™ X5 Raft Set		•	1.5 HP (1.1 kW)
65046/E	Caspian™ Sport Boat			3.0 HP (2.25 kW)
65047/E	Caspian Pro™ Sport Boat			10.0 HP (7.5 kW)
65049/E	Mirovia Pro™ Sport Boat			15.0 HP (11.2 kW)

NEW BRANDING

Our Bestway® air pumps packaging has a new look! With versatility and durability in mind, we created a new design that is modern and technical, and sure to give us an edge on the shelf.



OVERVIEW

DARK BACKGROUND & PATTERN

Creates a high-end, tech feel

CLEAR & SIMPLE CALLOUTS

Clean line art to help illustrate the product features that can be easily understood in both US and INTL markets

LARGE PRODUCT PHOTOGRAPHY

UPDATED PRODUCT NAMING

Includes "manual" or "automatic" and pump rate for quick buyer reference



US packaging example

LIFESTYLE PHOTOGRAPHY

Provides accurate representation of size and use of product

SPECIAL COPY CALLOUT



INTL packaging example

MULTI-LANGUAGE

Translated product information for international markets

FRONT PANEL ICONS



SIDE PANEL ICONS



AIR STEP™ MANUAL AIR PUMPS

62147/E 300ML

NEW DESIGN

FEATURES

- 5 in. / 13 cm
- Stroke volume: 0.3 L/cycle
- Easily switches from inflation to deflation
- Flexible hose
- Two-color design
- Large air chamber for rapid inflation
- 3 valve adaptors to fit nearly every inflation valve
- Designed to provide maximum airflow
- Polybag with header card



SPECIFICATIONS

CASE PACK	36 pcs
LB. (KG)	12.3 lbs (5.6 kg)
LANGUAGE	INTL / US

62023 800ML

NEW DESIGN

FEATURES

- 9 in. x 6 in. / 23 cm x 15 cm
- Stroke volume: 0.8 L/cycle
- Easily switches from inflation to deflation
- Flexible hose
- 3 valve adaptors to fit nearly every inflation valve
- Designed to provide maximum airflow
- Shrink-wrapped with insert card



SPECIFICATIONS

CASE PACK	12 pcs
LB. (KG)	10.5 lbs (4.8 kg)
LANGUAGE	INTL

AIR HAMMER™ MANUAL AIR PUMPS

62002/E 850ML

NEW DESIGN

FEATURES

- 12 in. / 30 cm
- Stroke volume: 0.85 L/cycle
- Quickly inflates with the up and down stroke
- Flexible hose
- 3 valve adaptors to fit nearly every inflation valve
- Designed to provide maximum airflow
- Full color box



SPECIFICATIONS

CASE PACK	12 pcs
LB. (KG)	10.6 lbs (4.8 kg)
LANGUAGE	INTL / US

62003/E 1850ML

NEW DESIGN

FEATURES

- 14 in. / 36 cm
- Stroke volume: 1.85 L/cycle
- Quickly inflates with the up and down stroke
- Flexible hose
- 3 valve adaptors to fit nearly every inflation valve
- Designed to provide maximum airflow
- Full color box



SPECIFICATIONS

CASE PACK	12 pcs
LB. (KG)	14.9 lbs (6.8 kg)
LANGUAGE	INTL / US

62086/E 2800ML

NEW DESIGN

FEATURES

- 14.50 in. / 37 cm
- Stroke volume: 2.8 L/cycle
- Quickly inflates or deflates with the up and down stroke
- Easily switches from inflation to deflation
- Flexible hose
- 3 valve adaptors to fit nearly every inflation valve
- Full color box



SPECIFICATIONS

CASE PACK	6 pcs
LB. (KG)	11.1 lbs (5.1 kg)
LANGUAGE	INTL / US

62004 1400ML

NEW DESIGN

FEATURES

- 11 in. x 7.5 in. / 28 cm x 19 cm
- Stroke volume: 1.4 L/cycle
- Easily switches from inflation to deflation
- Flexible hose
- 3 valve adaptors to fit nearly every inflation valve
- Designed to provide maximum airflow
- Shrink-wrapped with insert card

SPECIFICATIONS

CASE PACK	12 pcs
LB. (KG)	15.1 lbs (6.9 kg)
LANGUAGE	INTL



62005/E 1600ML

NEW DESIGN

FEATURES

- 11 in. x 8.5 in. / 28 cm x 22 cm
- Stroke volume: 1.6 L/cycle
- Easily switches from inflation to deflation
- Flexible hose
- 3 valve adaptors to fit nearly every inflation valve
- Designed to provide maximum airflow
- Shrink-wrapped with insert card

SPECIFICATIONS

CASE PACK	12 pcs
LB. (KG)	19.9 lbs (9.0 kg)
LANGUAGE	INTL / US



62030/E 3500ML

NEW DESIGN

FEATURES

- 19 in. / 48 cm
- Stroke volume: 3.5 L/cycle
- Quickly inflates or deflates with the up and down stroke
- Easily switches from inflation to deflation
- Flexible hose
- 3 valve adaptors to fit nearly every inflation valve
- Full color box

SPECIFICATIONS

CASE PACK	4 pcs
LB. (KG)	9.4 lbs (4.3 kg)
LANGUAGE	INTL / US



SPORT HIGH-PRESSURE

62227/E

NEW

FEATURES

- 9.80 in. x 4 in. x 25.50 in. / 25 cm x 10.5 cm x 65 cm
- Stroke volume: 1.8 L/cycle (one-way), 3.45 L/cycle (two-way)
- Quickly inflates or deflates with the up and down stroke
- Easily switches from inflation to deflation
- Single/double switch pump (up to 7 PSI in double-action mode, up to 23 PSI in single-action mode)
- Suitable for most high-pressure inflatable vessels with working pressure between 5-23 PSI
- Easy-to-read display with built-in pressure sensor
- Flexible hose
- 5 valve adaptors to fit nearly every inflation valve
- Full color box

SPECIFICATIONS

CASE PACK	4 pcs
LB. (KG)	14.6 lbs (6.6 kg)
LANGUAGE	INTL / US



ELECTRIC AIR PUMPS

	VOLTAGE	REQUIRED BATTERIES	RECHARGEABLE	MAX AIR FLOW	MAX AIR PRESSURE	INFLATES & DEFLATES	VALVE ADAPTORS	CERTIFICATION
62252	220-240 AC			680 L/min	390 mmH2O (0.55 PSI / 0.038 BAR)	•	3	CE / GS / EAC / CM / UKCA
62253	110-120 AC			680 L/min	390 mmH2O (0.55 PSI / 0.038 BAR)	•	3	cETLus
62253E	110-120 AC			680 L/min	390 mmH2O (0.55 PSI / 0.038 BAR)	•	3	cETLus
62254		4 x LR20/D (Integrated)		430 L/min	270 mmH2O (0.38 PSI / 0.026 BAR)	•	3	CE / GS / EAC / UKCA
62254E		4 x LR20/D (Integrated)		430 L/min	270 mmH2O (0.38 PSI / 0.026 BAR)	•	3	
62255	220-240 AC 12V DC			490 L/min	335 mmH2O (0.476 PSI / 0.0328 BAR)	•	3	CE / GS / EAC / UKCA
62256	110-120 AC 12V DC			490 L/min	335 mmH2O (0.476 PSI / 0.0328 BAR)	•	3	cETLus
62256E	110-120 AC 12V DC			490 L/min	335 mmH2O (0.476 PSI / 0.0328 BAR)	•	3	cETLus
62257	12V DC			680 L/min	355 mmH2O (0.50 PSI / 0.0348 BAR)	•	3	CE / SGS / EAC / UKCA
62257E	12V DC			680 L/min	355 mmH2O (0.50 PSI / 0.0348 BAR)	•	3	cETLus
62258	220-240 AC			1100 L/min	680 mmH2O (0.97 PSI / 0.067 BAR)	•	3	CE / GS / EAC / CM / UKCA
62259	110-120 AC			1100 L/min	680 mmH2O (0.97 PSI / 0.067 BAR)	•	3	cETLus
62259E	110-120 AC			1100 L/min	680 mmH2O (0.97 PSI / 0.067 BAR)	•	3	cETLus
62260		4 x 1500 mA (Integrated)		565 L/min	370 mmH2O (0.52 PSI / 0.036 BAR)	•	3	CE / GS / EAC / UKCA
62260E		4 x 1500 mA (Integrated)		565 L/min	370 mmH2O (0.52 PSI / 0.036 BAR)	•	3	ETLus
62247	220-240 AC			1200 L/min	1540 mmH2O (2.2 PSI / 0.152 BAR)	•	4	CE / SGS / EAC / CM / UKCA
62248	110-120 AC			1200 L/min	1540 mmH2O (2.2 PSI / 0.152 BAR)	•	4	cETLus
62248E	110-120 AC			1200 L/min	1540 mmH2O (2.2 PSI / 0.152 BAR)	•	4	cETLus
62265	12V DC			300 L/min	16 PSI	•	5	CE / E-Mark / EAC / UKCA / GS
62265E	12V DC			300 L/min	16 PSI	•	5	cETLus

AC AIR PUMPS

Feature plugs that can be inserted directly into a household outlet.

DC AIR PUMPS

Feature plugs that can be inserted into a car outlet.

POWERTOUCH™ ELECTRIC AIR PUMPS

AC

NEW



62252 / 62253/E

FEATURES

- 4.45 in. x 3.98 in. x 4.30 in. / 11.30 cm x 10.10 cm x 11 cm
- Max Air Flow: 680 L/min
- 110-120V~60Hz, 0.95A (62253/E)
- 220-240V~50Hz, 110W (62252)
- Max Pressure: 390 mmH₂O (0.55 PSI / 0.038 BAR)
- Quickly inflates and deflates almost all inflatable products
- Two-color design
- Large air chamber for rapid inflation
- 3 valve adaptors to fit nearly every inflation valve
- Full color box

SPECIFICATIONS

	62253/E	62252
CASE PACK	12 pcs	12 pcs
LB. (KG)	12.8 lbs (5.8 kg)	12.8 lbs (5.8 kg)
LANGUAGE	NA / US	INTL

DC

NEW



62257/E

FEATURES

- 4.45 in. x 3.98 in. x 4.80 in. / 11.30 cm x 10.10 cm x 12.20 cm
- Max Air Flow: 680 L/min
- DC 12V 8A (62257E)
- DC 12V 96W (62257)
- Max Pressure: 355 mmH₂O (0.50 PSI / 0.0348 BAR)
- Quickly inflates and deflates almost all inflatable products
- Designed to provide maximum airflow
- Two-color design
- Large air chamber for rapid inflation
- Powered by 12V DC car plug
- 3 valve adaptors to fit nearly every inflation valve
- Full color box

SPECIFICATIONS

	62257E	62257
CASE PACK	12 pcs	12 pcs
LB. (KG)	15.1 lbs (6.9 kg)	15.3 lbs (7.0 kg)
LANGUAGE	US	INTL

AC/DC

NEW



62255 / 62256/E

FEATURES

- 4.45 in. x 3.98 in. x 4.21 in. / 11.30 cm x 10.10 cm x 10.70 cm
- Max Air Flow: 490 L/min
- DC 12V 2A (62256/E)
- DC 12V 30W (62255)
- Max Pressure: 335 mmH₂O (0.476 PSI / 0.0328 BAR)
- Quickly inflates and deflates almost all inflatable products
- Designed to provide maximum airflow
- Two-color design
- Large air chamber for rapid inflation
- Powered by 110V home power outlet or 12V car outlet (62256/E)
- Powered by 220V home power outlet or 12V car outlet (62255)
- 3 valve adaptors to fit nearly every inflation valve
- Full color box

SPECIFICATIONS

	62256/E	62255
CASE PACK	12 pcs	12 pcs
LB. (KG)	14.5 lbs (6.6 kg)	14.5 lbs (6.6 kg)
LANGUAGE	NA / US	INTL

POWERTOUCH™ ELECTRIC AIR PUMPS

D CELL

NEW

RECHARGEABLE

NEW



62254/E

FEATURES

- 4.88 in x 4.17 in x 4.09 in / 12.40 cm x 10.60 cm x 10.40 cm
- Max Air Flow: 430 L/min
- DC 6.0V 40W
- Max Pressure: 270 mmH2O (0.38 PSI / 0.026 BAR)
- Quickly inflates and deflates almost all inflatable products
- Designed to provide maximum airflow
- Two-color design
- Large air chamber for rapid inflation
- Uses 4x LR20/D Cell size batteries (not included)
- 3 valve adaptors to fit nearly every inflation valve
- Full color box

62260/E

FEATURES

- 4.53 in. x 3.98 in. x 4.09 in. / 11.50 cm x 10.10 cm x 10.40 cm
- Max Air Flow: 565 L/min
- DC 4.8V 55W
- Max Pressure: 370 mmH2O (0.52 PSI / 0.036 BAR)
- Quickly inflates and deflates almost all inflatable products
- Designed to provide maximum airflow
- Two-color design
- Large air chamber for rapid inflation
- Built-in rechargeable batteries - 4x 1500mA capacity
- USB powered
- 3 valve adaptors to fit nearly every inflation valve
- Full color box

SPECIFICATIONS

	62254E	62254
CASE PACK	12 pcs	12 pcs
LB. (KG)	9.3 lbs (4.2 kg)	9.9 lbs (4.5 kg)
LANGUAGE	US	INTL

SPECIFICATIONS

	62260E	62260
CASE PACK	12 pcs	12 pcs
LB. (KG)	11.2 lbs (5.1 kg)	11.9 lbs (5.4 kg)
LANGUAGE	US	INTL



POWERGRIP™ ELECTRIC AIR PUMPS

AC

NEW



62258 / 62259/E

FEATURES

- 7.99 in. x 4.84 in. x 4.88 in. / 20.30 cm x 12.30 cm x 12.40 cm
- 110-120V~60Hz, 2A (62259/E)
- 220-240V~50/60Hz, 210W (62258)
- Max air flow: 1100 L/min
- Max pressure: 680 mmH2O (0.97 PSI / 0.067 BAR)
- Two-color design
- Quickly inflates and deflates almost all inflatable products
- Large air chamber for rapid inflation
- 3 valve adaptors to fit nearly every inflation valve
- Designed to provide maximum airflow
- Full color box

SPECIFICATIONS

	62259/E	62258
CASE PACK	12 pcs	12 pcs
LB. (KG)	24.3 lbs (11.0 kg)	23.8 lbs (10.8 kg)
LANGUAGE	NA / US	INTL

PRO AC

NEW



62247 / 62248/E

FEATURES

- 7.8 in. x 4.84 in. x 4.88 in. / 19.80 cm x 12.30 cm x 12.40 cm
- 110-120V~60Hz, 4.5A (62248/E)
- 220-240V~50/60Hz, 500W (62247)
- Max air flow: 1200 L/min
- Max pressure: 1540 mmH2O (2.2 PSI / 0.152 BAR)
- Two-color design
- Quickly inflates and deflates almost all inflatable products
- Large air chamber for rapid inflation
- 4 valve adaptors to fit nearly every inflation valve
- Designed to provide maximum airflow
- Full color box

SPECIFICATIONS

	62248/E	62247
CASE PACK	12 pcs	12 pcs
LB. (KG)	27.4 lbs (12.4 kg)	27.5 lbs (12.5 kg)
LANGUAGE	NA / US	INTL

DC - SPORT HIGH-PRESSURE

NEW



62265/E

FEATURES

- 10.16 in. x 9.88 in. x 3.98 in. / 25.80 cm x 25.10 cm x 10.10 cm
- DC 12V 10A (62265E)
- DC 12V 120W (62265)
- Max Air Flow: 300 L/min
- Max Pressure: 16 PSI
- Suitable for all inflatables from small air chamber items to stand-up paddleboards and professional boats with working pressures between 0-16 PSI
- Powered by 12V DC car plug
- Easy-to-read LCD display with built-in preset pressure sensors
- Switches between PSI and BAR
- Automatic shut off triggers when predetermined pressure is reached preventing over-inflation
- 5 valve adaptors to fit nearly every inflation valve
- Fully adjustable pressure settings (increments of 0.5 PSI)
- Full color box

SPECIFICATIONS

	62265E	62265
CASE PACK	6 pcs	6 pcs
LB. (KG)	28.7 lbs (13.0 kg)	28.9 lbs (13.1 kg)
LANGUAGE	US	INTL





INDEX

FLOATS

43191/E	GLACIAL SPORT COOLER	14
36401/E	BREEZE RIDER™ TUBE	14
43108/E	WHITECAP RIDER™ TUBE	15
43116/E	RAPID RIDER™ TUBE	16
43113/E	RAPID RIDER™ II	16
43115/E	RAPID RIDER™ QUAD	17
43725/E	RAPID RIDER™ CANOPY TUBE	19
43726/E	RAPID RIDER™ ULTRA TUBE	19
43533/E	INDIGO WAVE™ LOUNGE	20
43534/E	INDIGO WAVE™ DOUBLE LOUNGE	20
43540/E	SOL VENTURE™ MESH LOUNGE	21
43542/E	SUN SOAKER™ FLOATING PLATFORM	22
43536/E	LAZY DAYZ™ ISLAND	24
43645/E	SUMMER OASIS™ ISLAND	25
43407/E	SUNNY LOUNGE ISLAND	26
43105/E	TROPICAL BREEZE ISLAND	29
43728/E	SUMMER SLIDE™ ACTIVITY ISLAND	30
43228/E	GIANT UNICORN ISLAND	32

BOARDS

65349	AQUA JOURNEY SET	45
65342	WHITE CAP SET	46
65350	OCEANA CONVERTIBLE SET	49
65375	AQUA WANDER™ TRAVELTECH™ CONVERTIBLE SET	50
65347	AQUA GLIDER™ TRAVELTECH™ SET	53
65308	KAHAWAI SET	54
65363	PANORAMA™ SET	57
65391	AQUA DRIFTER™ SET	58
65392	AQUA DRIFTER™ COMPACTAIR™ SET	61
65393	AQUA ESCAPE™ CONVERTIBLE SET	62
65310	FREESOUL™ TECH CONVERTIBLE SET	65
65373	AQUA EXCURSION™ TECH SET	66

KAYAKS

65115/E	COVE CHAMPION™ X1 KAYAK	74
65131/E	COVE CHAMPION™ X2 KAYAK	75
65077/E	RAPID™ X2 KAYAK	76
65132/E	RAPID™ X3 KAYAK	77
65097/E	KORACLE™ X1 KAYAK	79
65142/E	RAPID ELITE™ X2 KAYAK	80
65118/E	VENTURA ELITE™ X1 KAYAK	82
65052/E	VENTURA ELITE™ X2 KAYAK	85

RAFTS

61136/NE	KONDOR™ 1000 RAFT	90
61140/NE	KONDOR™ 2000 RAFT	90
61142/NE	KONDOR™ 2000 RAFT SET	90
61144/NE	KONDOR™ 3000 RAFT	91
61146/NE	KONDOR™ 3000 RAFT SET	91
61135	KONDOR ELITE™ 1000 RAFT	92
61139	KONDOR ELITE™ 2000 RAFT	92
61141	KONDOR ELITE™ 2000 RAFT SET	92
61143	KONDOR ELITE™ 3000 RAFT	93
61145	KONDOR ELITE™ 3000 RAFT SET	93
61083	TRECK X1 RAFT SET	94
61068/E	TRECK X2 RAFT SET	94
61110/E	TRECK X3 RAFT SET	95
65163/E	VOYAGER™ X2 RAFT SET	96
65164/E	VOYAGER™ X3 RAFT SET	96
65156/E	VOYAGER™ X4 RAFT SET	97
65160/E	RANGER ELITE™ X3 RAFT SET	98
65157/E	RANGER ELITE™ X4 RAFT SET	99
65159/E	ADVENTURE ELITE™ X5 RAFT SET	100

BOATS

65046/E	CASPIAN™ SPORT BOAT	107
65047/E	CASPIAN PRO™ SPORT BOAT	108
65049/E	MIROVIA PRO™ SPORT BOAT	111

ACCESSORIES

62174/E	ALUMINUM KAYAK PADDLE	114
62015/E	OARS	114
62064/E	ALUMINUM SECTIONAL OARS	114
62147/E	AIR STEP™ 300ML MANUAL AIR PUMP	118
62023	AIR STEP™ 800ML MANUAL AIR PUMP	118
62004	AIR STEP™ 1400ML MANUAL AIR PUMP	119
62005/E	AIR STEP™ 1600ML MANUAL AIR PUMP	119
62002/E	AIR HAMMER™ 850ML MANUAL AIR PUMP	118
62003/E	AIR HAMMER™ 1850ML MANUAL AIR PUMP	118
62086/E	AIR HAMMER™ 2800ML MANUAL AIR PUMP	118
62030/E	AIR HAMMER™ 3500ML MANUAL AIR PUMP	119
62227/E	AIR HAMMER™ SPORT HIGH PRESSURE MANUAL AIR PUMP	119
62252	POWERTOUCH™ AC ELECTRIC AIR PUMP	121
62253/E	POWERTOUCH™ AC ELECTRIC AIR PUMP	121
62257/E	POWERTOUCH™ DC ELECTRIC AIR PUMP	121
62255	POWERTOUCH™ AC/DC ELECTRIC AIR PUMP	121
62256/E	POWERTOUCH™ AC/DC ELECTRIC AIR PUMP	121
62254/E	POWERTOUCH™ D CELL ELECTRIC AIR PUMP	122
62260/E	POWERTOUCH™ RECHARGEABLE ELECTRIC AIR PUMP	122
62258	POWERGRIP™ AC ELECTRIC AIR PUMP	123
62259/E	POWERGRIP™ AC ELECTRIC AIR PUMP	123
62247	POWERGRIP™ PRO AC ELECTRIC AIR PUMP	123
62248/E	POWERGRIP™ PRO AC ELECTRIC AIR PUMP	123
62265/E	POWERGRIP™ SPORT HIGH-PRESSURE DC ELECTRIC AIR PUMP	123





WATERSPORTS 2024

SHANGHAI

Bestway Inflatables & Material Corp.
No. 208 Jin Yuan Wu Road,
Shanghai, 201812, China
Tel: +86 21 6913 5588
E-mail: info@bestwaycorp.com

HONG KONG

Bestway (Hong Kong) International Ltd.
Suite 713, 7/Floor, East Wing, Tsim Sha Tsui Centre,
66 Moddy Road, Kowloon, Hong Kong
Tel: +852 2997 7169
E-mail: info@bestwaycorp.hk

U.S.A.

Bestway (USA) Inc.
3435 S. McQueen Road, Chandler,
AZ 85286, United States of America
Tel: +1 480 838 3888
E-mail: info@bestwaycorp.us

EUROPE

Bestway Europe S.p.a.
Via Resistenza, 5
20098 San Giuliano M.se (Mi), Italy
Tel: +39 02 9884 881
E-mail: info@bestwaycorp.eu

EASTERN EUROPE

Bestway Eastern Europe Sp. z o.o.
Ul. Ekologiczna 24
05-080 Klaudyn Poland
Tel: +48 22 60 22 508
E-mail: info@bestwaycorp.pl

LATIN AMERICA

Bestway Central & South America Ltda
Salar Ascotan 1282, Parque Enea,
Pudahuel, Santiago, Chile
Tel: +562 3203 6438
E-mail: info@bestwaycorp.lat

BRAZIL

Bestway Brazil
Av Cerro Azul, 2783 Maringá - PR - Brazil
Zip Code: 87010-055
Tel: +55 44 3046 2950 / +0800 001 8400
E-mail: info@bestwaycorp.com.br

AUSTRALIA

Bestway Australia Pty Limited
Unit 2/98-104 Carnarvon St
Silverwater, NSW 2128, Australia
Tel: +61 2 9037 1388
E-mail: info@bestwaycorp.com.au

FRANCE

Bestway France Sarl
1681 route des Dolines - Les Taissounières - Belem
06560 VALBONNE
Tel: +33 4 97 04 92 99
E-mail: info@bestwaycorp.fr

GERMANY

Bestway Deutschland GmbH
Parkstraße 11
24534 Neumünster, Germany
Tel: +49 4321 555 05 - 0
E-mail: info@bestwaycorp.de

SCANDINAVIA

Bestway Scandinavia A/S
Amagertorv 17, 3rd Fl
DK-1160 Copenhagen K Denmark
Tel: +45 78744569
E-mail: info@bestwayscandinavia.eu

Bestway

WWW.BESTWAYCORP.COM



©2023 Bestway Inflatables & Material Corp. All rights reserved.
® ™ Trademarks owned and managed by Bestway Inflatables & Material Corp.